

HANDPUMP CARETAKER TRAINING

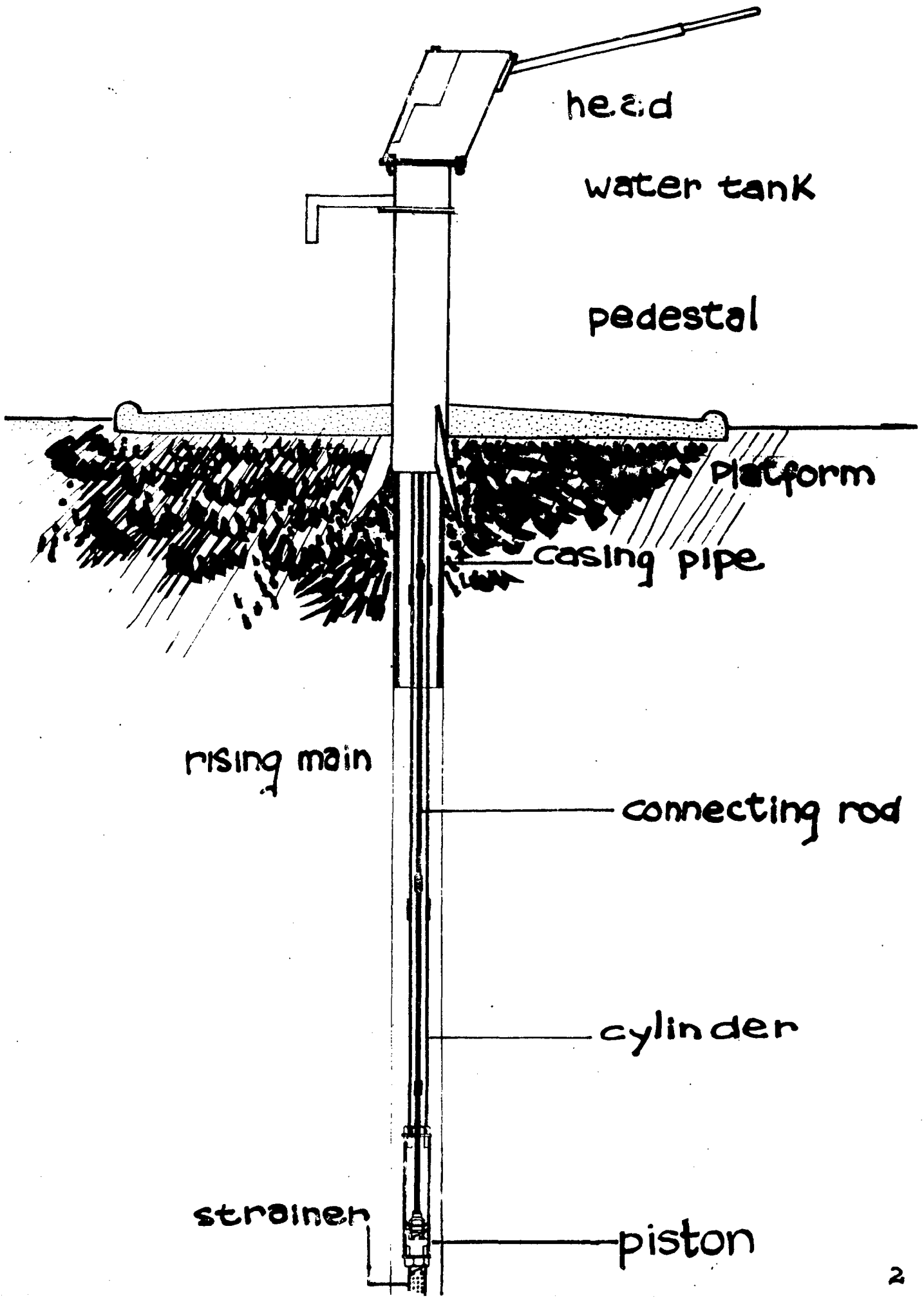
Unit
Handpump Caretaker Training
for the Rural Water Supply



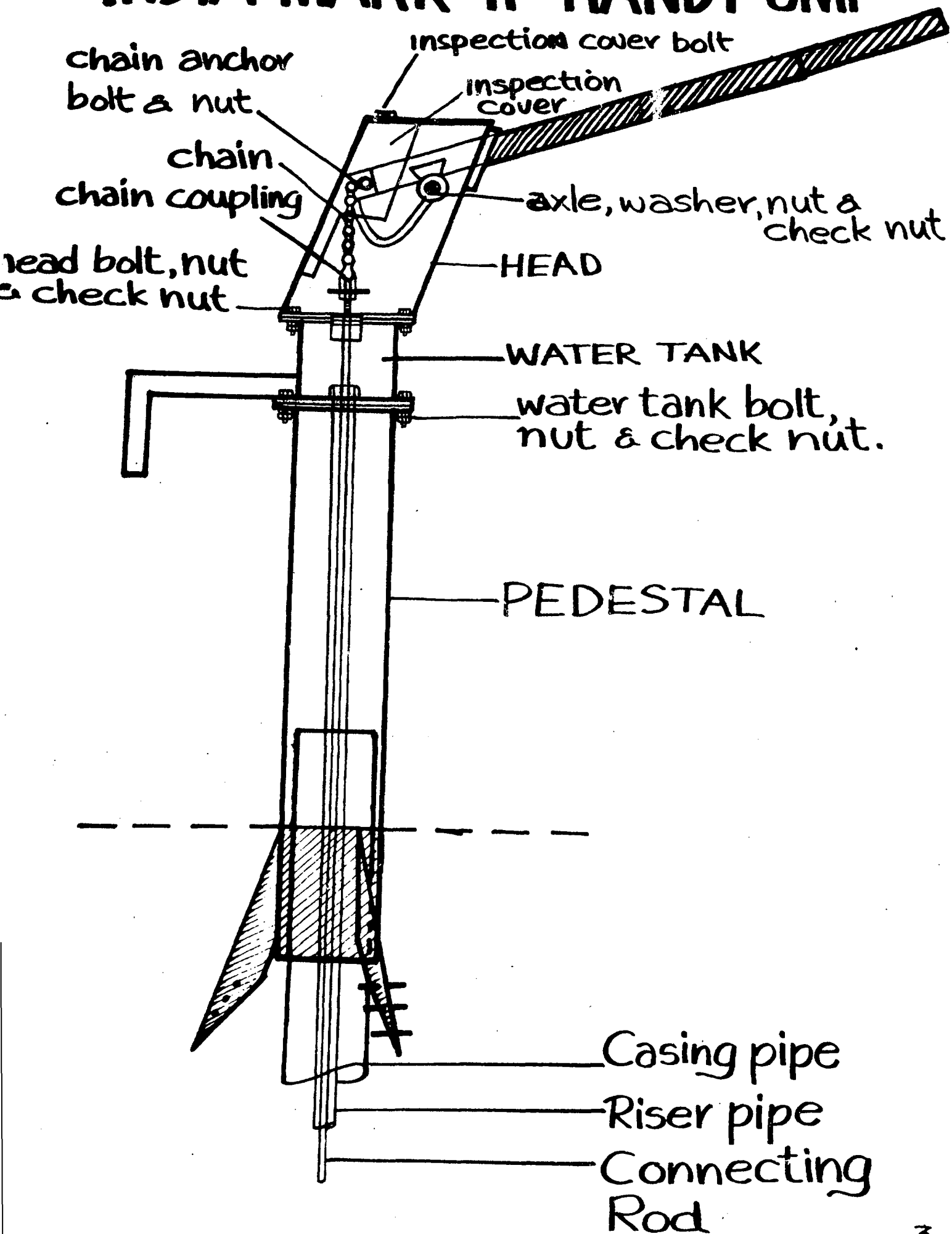
938
232.2
HD



DEEP WELL HAND PUMP



INDIA MARK-II HANDPUMP



THREE-TIER MAINTENANCE SYSTEM:



i. At

village level

a handpump

caretaker reports

if handpump


needs repairs

2 At block level



an
inspector-
mechanic
regularly
visits & checks
about
100 pumps.

3 At district level.



a mobile
maintenance
team does
the repairs

DUTIES OF THE CARETAKER:

1. See that the villagers operate hand pump properly so that it will have a long life...


2. Service the handpump once a week

3. Make sure excess water is channelled into a garden or a soakage pit

4.

If
the handpump
breaks down
report it
to the
proper
authority


5. Maintain
the
handpump
LOG book..




TO KEEP THE
HANDPUMP
IN GOOD
WORKING
ORDER
PREVENTIVE
MAINTENANCE
IS ESSENTIAL

ONCE A WEEK
DO THE
FOLLOWING:

1. Check
axle
bolt
Make
sure
lock-nut
is tight.



2. Check
flange
bolts

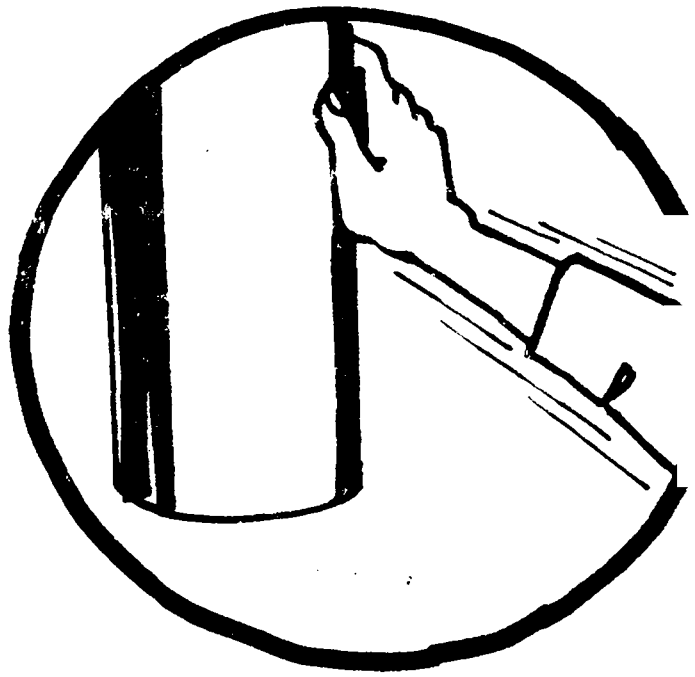


fastening
water-chamber
to pedestal
& make sure
they are
tight.

3. make
sure

hand pump
is firm

on its base.



4. clean
out
trash
from



drain hole

below

inspection

cover

PROPER
CARE & USE
OF THE
HANDPUMP
IS
IMPORTANT

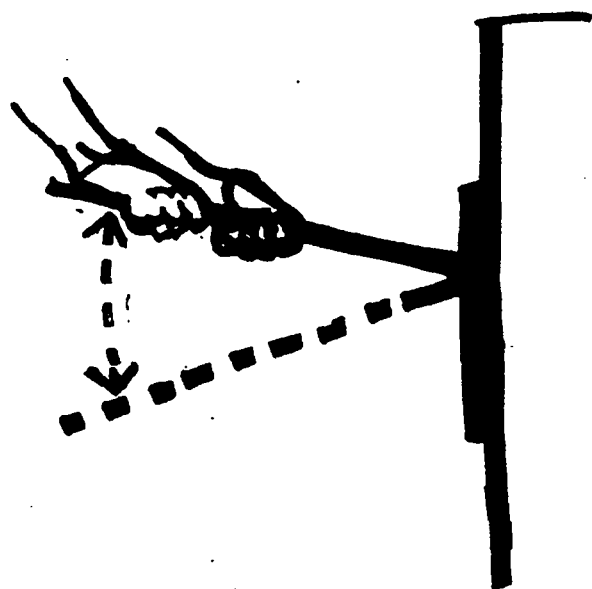
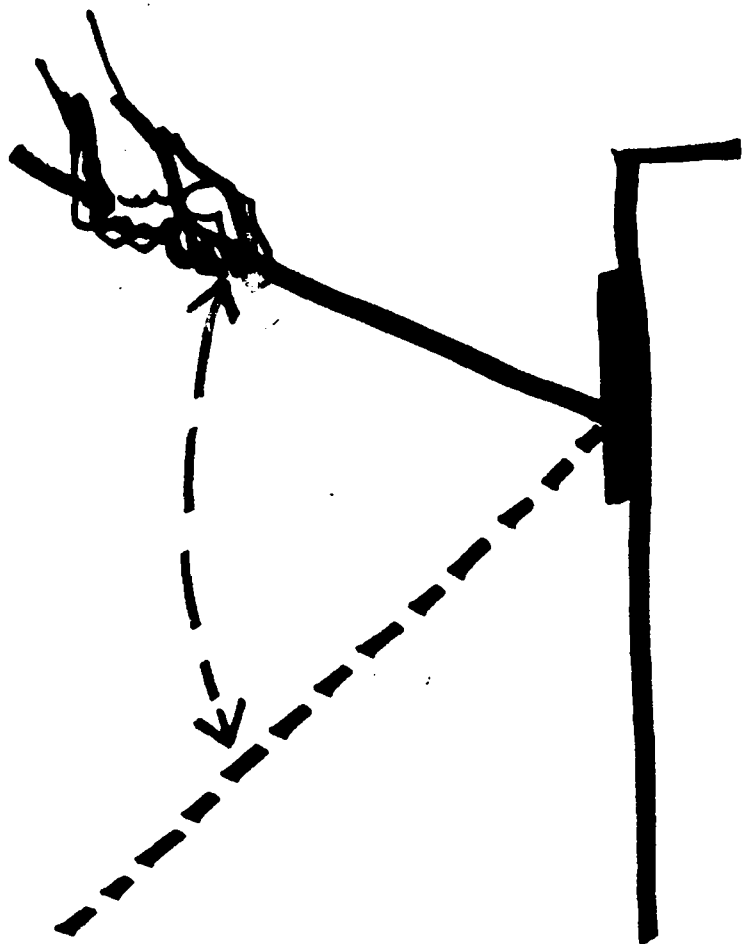


1. While pumping
stand directly
behind handpump.

2.


Use
long
strokes,

not
short
ones.





3. When
finished
let handle
return
slowly
to resting
position

* Do not
let
excess
water
collect around
handpump.



5. See that it
runs into
a garden





....or
a
soakage pit

6. Keep
the area
around
handpump
clean
and
free
of
refuse

.....

LOOK OUT

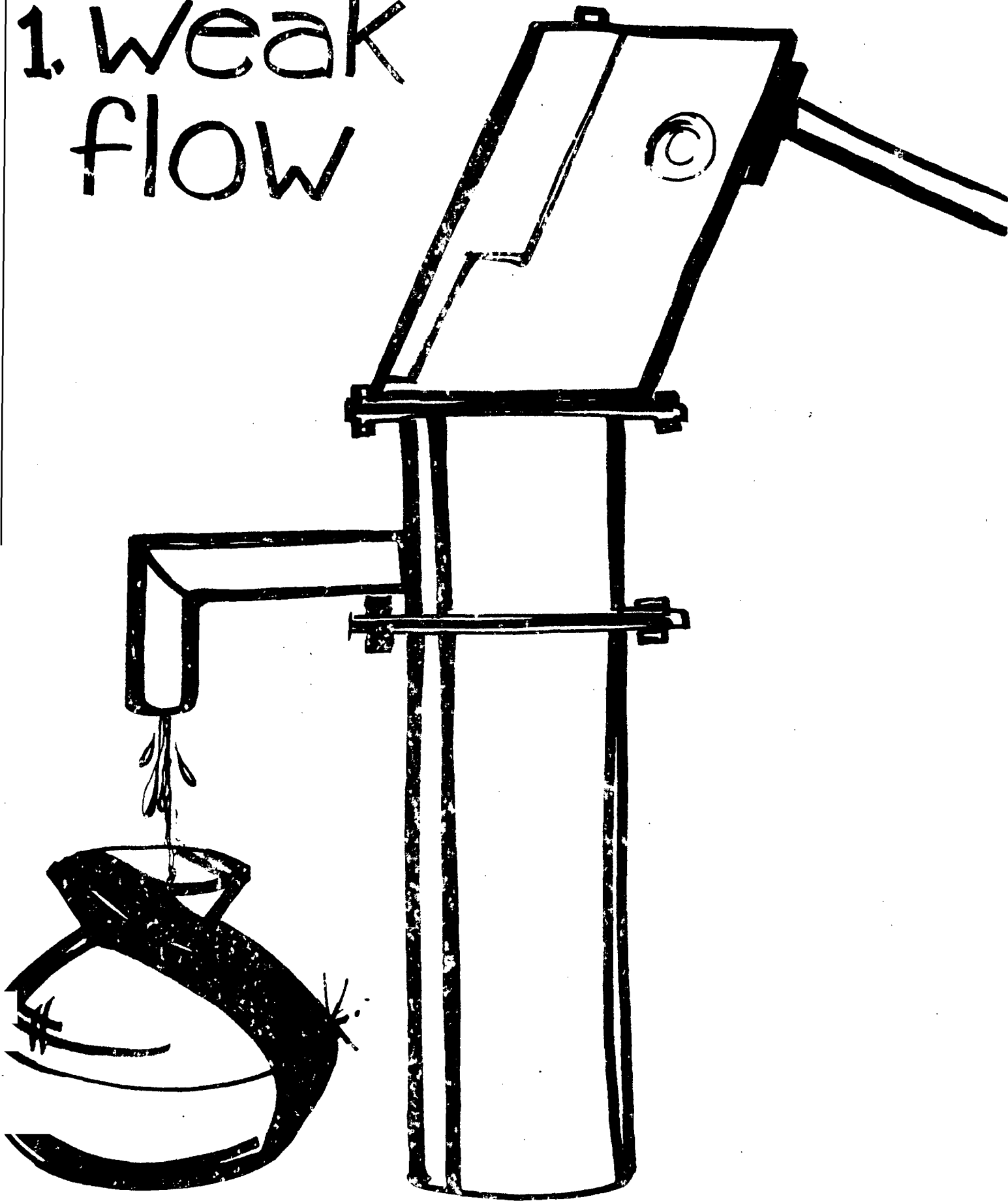
FOR THE

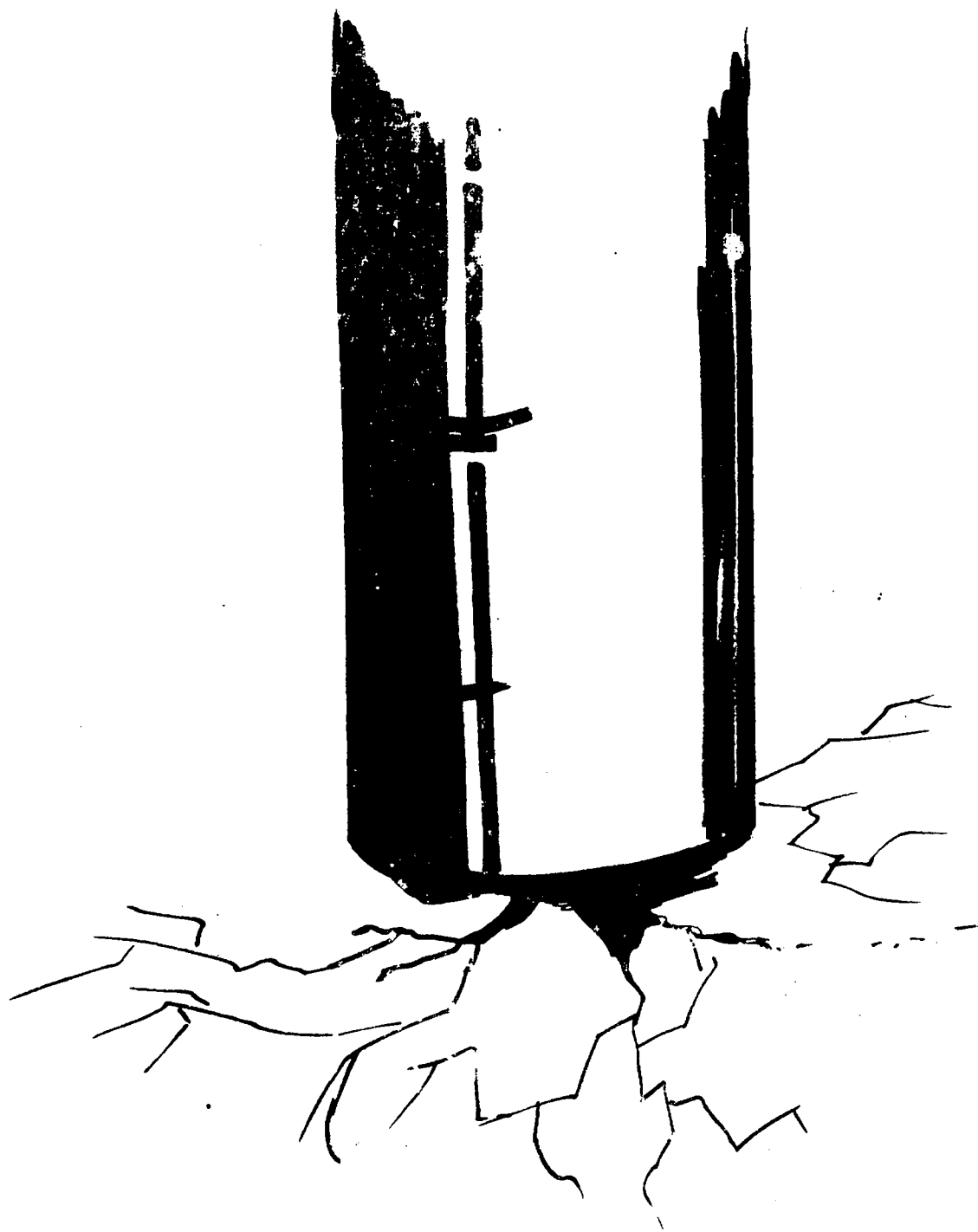
FOLLOWING

TROUBLE


SIGNS

1. Weak
flow



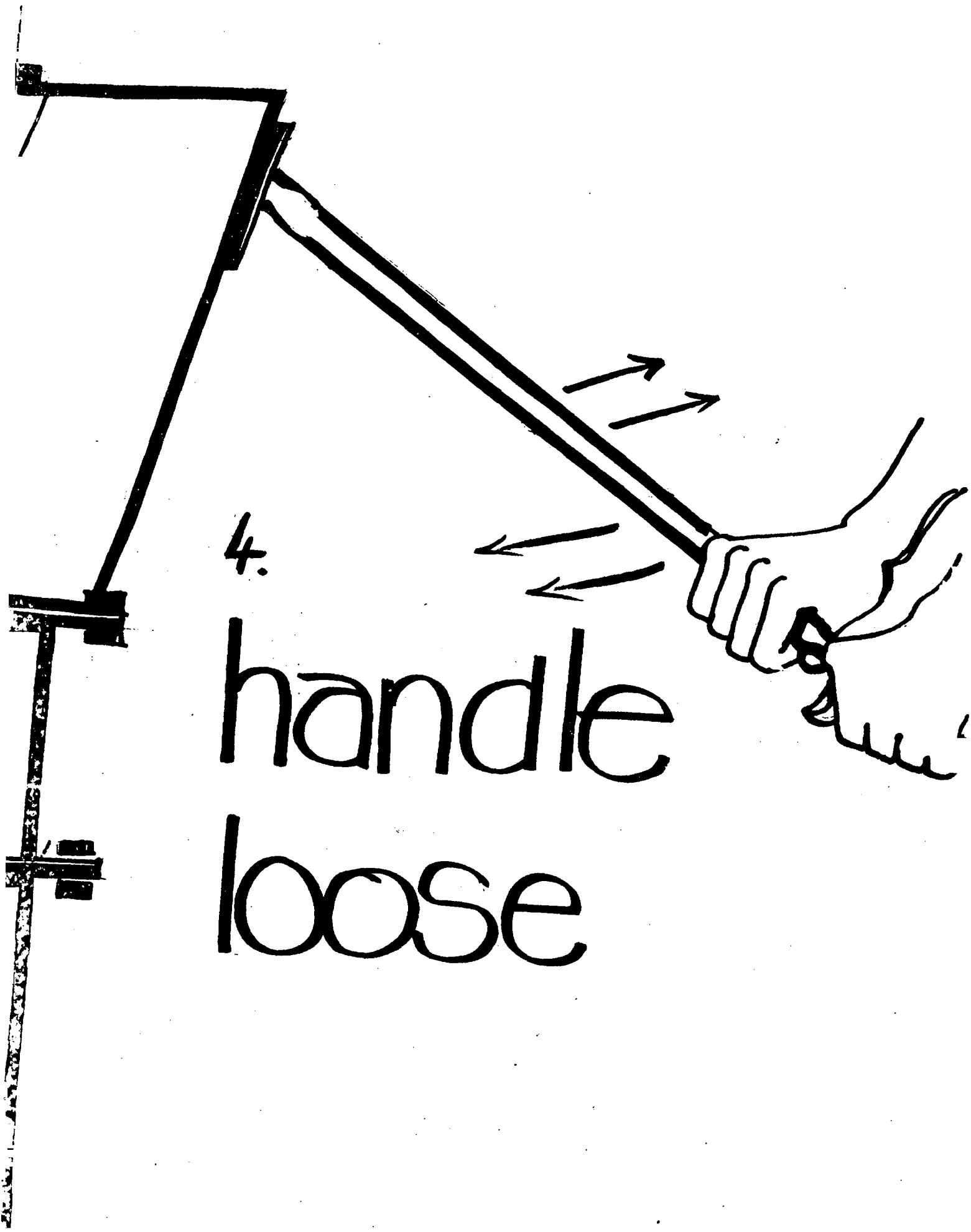


2. handpump
loose on
its base



3.

Pumping
difficult



4.
handle
loose

good
health
begins
with
good
water

handpump

water =

GOOD

health



unprotected

water =



SICKNESS



Protected

Source.

Water from
handpump is pure
& safe to
drink

unprotected

source

step well

water
from
an

un-


protected

source

may

make

you sick





If you drink
contaminated
water
you risk getting
these diseases:
cholera
typhoid
paratyphoid
dysentery
hepatitis
worms

The
handpump
itself
can be
a source
of
disease
if

....the
base is
cracked
or loose.

(dirty water
may run
back into
the well)





If the area around
handpump is
not clean
it can contaminate
the water below

How water
is
collected
and
stored
is also
important.



Before filling,
make sure
insides of vessels
are clean



Keep
water
containers
covered

The caretaker

is a

V. I. P.

by
doing
his
duty,

he helps provide
villagers'

basic need:

safe, clean water



HAND PUMP DEFECT INTIMATION

கைபம்பு பழுது அறிவிப்பு

From: _____ Date: _____
_____ Panchayat: _____
_____ Union: _____
_____ District: _____

Sir, Hand pump serial no..... in
..... Village is out of order, due
to the following defect. Kindly take
remedial action immediately.

1. Connecting rod broken
2. Pipe loosens
3. Cylinder dropping
4. Defect in Cylinder
5. Defect in the Lead
6. Other points

Signature: _____

பெறுநர்,

.....

.....

.....

.....

.....

