

WATER SUPPLY AND SANITATION PROJECT IN OHANGWENA REGION

WATER SUPPLY AND SANITATION PROJECT
OHANGWENA REGION
NAMIBIA

VIDEO: SANITATION WITH THE PEOPLE USER'S MANUAL

Arja Vainio-Mattila
(March 1995 DPR 5/95)

DISCUSSION PAPERS AND REPORTS SERIES

Ministry of Agriculture, Water and Rural Development / FINNIDA

P.O. Box 1049, Oshakati, Namibia

Consultant for Development Assistance Services: Finnconsult Oy



Sanitation with the People

20 Minutes

Narrator: Abius Akwaake
Camera: Ben Tsoub
Sound: Simon Naeman
Script: Abius Akwaake
Arja Vainio-Mattila
Translation: Natalia Nghishekwa
Editor: Abius Akwaake
assisted by: Yambe Jirira
Director: Yambe Jirira
Executive Producer: Arja Vainio-Mattila
Producer: Abius Akwaake

New Dawn Video, P.O. Box 1071, Windhoek

Tel: 061-221431

Manual written by: Arja Vainio-Mattila
Illustrations: Mel Futter

Send your comments and requests to:

WSSPOR, P.O. Box 1049, Oshakati

Te: 06751-30538

Sanitation with the People was filmed in October/November 1994 while the Project was carrying out a participatory survey of past and present sanitation practices in the Ohangwena Region.

The video can be used to initiate a discussion on sanitation in the communities you are working with, or when you want to cover these subjects in training for extension work in the rural areas. In the video you will see and hear rural women and men, young and old people, talking about their ideas on sanitation. They also talk about the benefits of sanitation programmes and the obstacles to improved sanitation as they see it.

This manual gives you a few suggestions for questions you can raise in discussion about the video. You will find the English script side by side with some suggestions for discussions. At the end of the manual you will find the translated Oshiwambo script.

This video is also available in Oshiwambo

15N 13215
824 NAOH95

My notes:



BEFORE YOU START....

Videos can be used in many ways to liven up a training session or to initiate discussion on topics that may be regarded as sensitive, or just difficult to talk about. Sanitation can be such a topic. We hope that some of the "difficult" things are said by the people in the video and that your discussion is helped by this.

Before you read this manual, watch the video. Listen to what is being said and think about what you see. What are the key points for you? When you have seen the video, read the manual and mark for yourself the points you want to raise in discussion.

If you wish to have a discussion about the video after the participants have seen it, tell them so before they see it. In this way they are better prepared to notice things they may want to question, or agree with.

In this manual we have made many suggestions for key issues and questions. You should be selective with these. Only choose those questions for discussion that seem most relevant. Do not try to do them all at once!

During the discussion your role is to facilitate. Make sure that everyone gets to have a say, and that different opinions are heard.

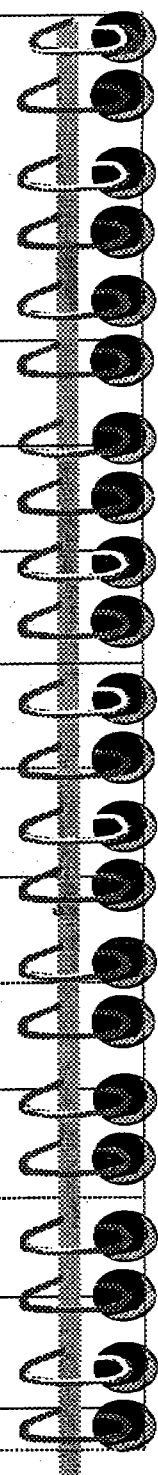
In this manual

★ means key points in the script

? means questions for discussion



My notes:



A series of horizontal lines spanning the width of the page, providing a structured area for writing notes.

SANITATION WITH THE PEOPLE

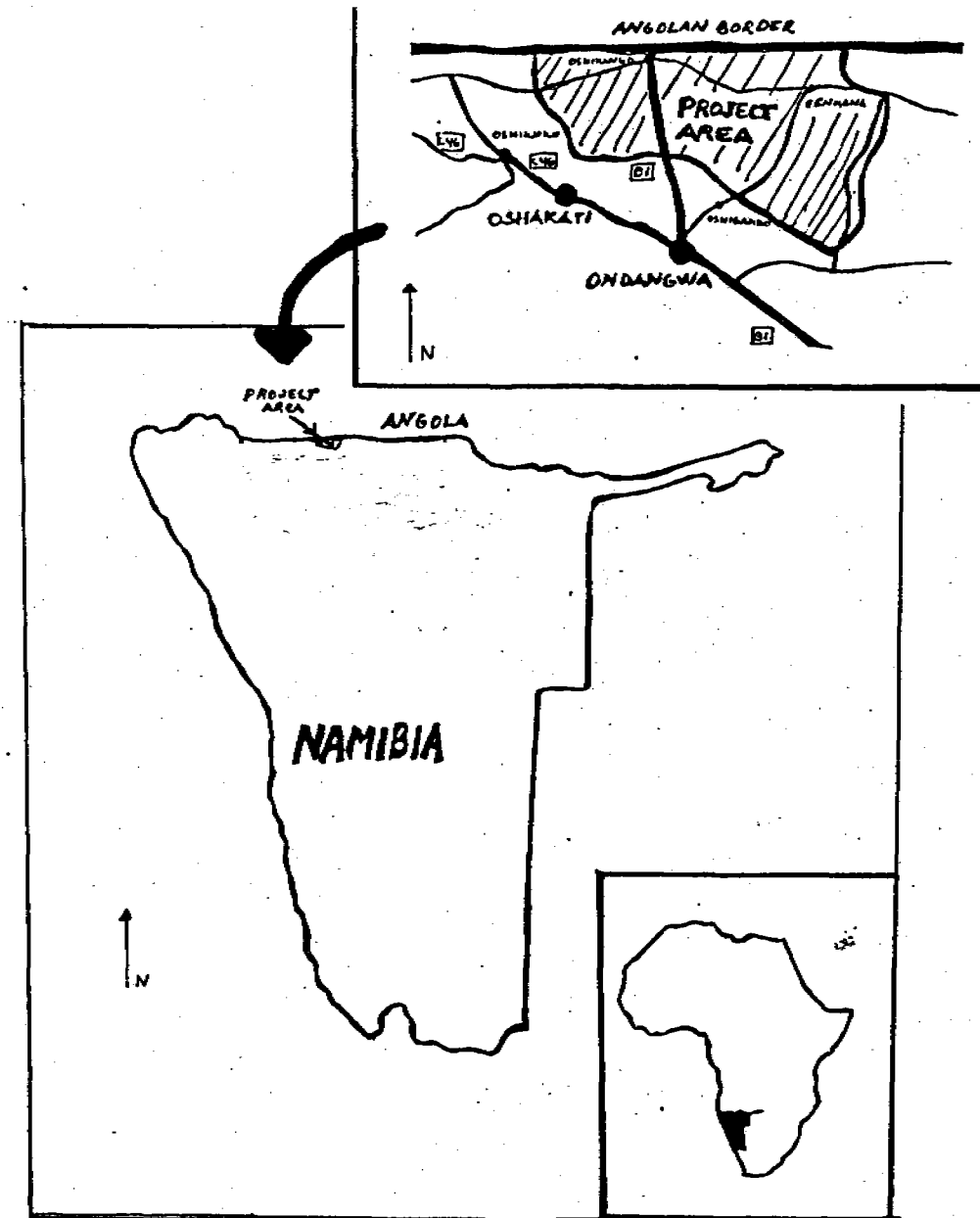
These long stretching plains with the white sands are the home for our project, Water Supply and Sanitation Project in Ohangwena Region. Ohangwena Region is in Northern Namibia along the Angolan border. The region includes ten constituencies, the Project works in seven of them: Ongenga, Endola, Ohangwena, Engela, Oshikango, Ondobe and Eenhana.

The Project area is a flat plain characterized by oshanas which are a seasonally important source of water. In addition, shallow wells and boreholes tap into the ground water reserves. The pipeline service, which carries water from the Kunene river on the border with Angola, is also slowly extending into Ohangwena Region.

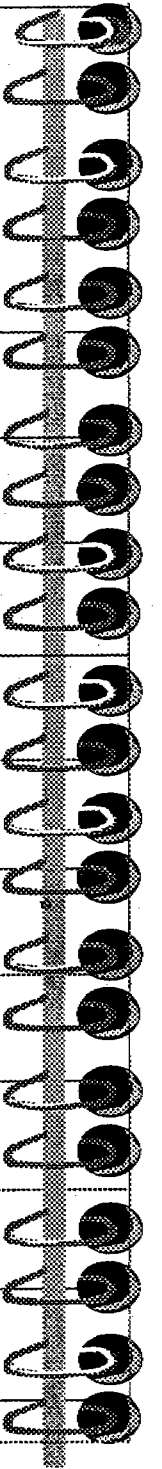
Our project goal is sustainable management of water supply and sanitation by the women, men and children of the Ohangwena region.

Improvement of rural sanitation is an activity which strives to enhance human health conditions by reducing the spread of diseases in the environment and by protecting water resources.

In order to plan for activities that would assist people in improving their sanitation strategies, we had to find out what women and men do, what sanitation strategies already exist and what did people think about sanitation anyway. So we decided to carry out a participatory assessment on sanitation issues in three communities; Oshikango, Outwilo and Etope and to learn from the people what they know and think:



My notes:



** We never had those places. We have our bushes at home. We make a urination place in a corner of the inner yard.*

** We don't have toilets. These are the things we want. We only go to the bushes. This is an area without toilets.*

** Here when we need a toilet, we go to the nearby bushes. When we finish we use a stick to clean ourselves. Afterwards at home, we wash our hands.*

** We use toilet paper but it dirties the environment. The environment is always dirty when we use toilet paper.*

** I go to the bush in the day or night; whenever the need arises. Especially at night, I go as far as those palm trees to help myself.*

** As for women's sanitary pads, we dig a small hole and bury them.*

During the survey we were told that poor sanitation is a serious concern for the people in Ohangwena Region. The traditional method of using surrounding fields and bush as open air toilets results in contamination of surface waters thus contributing to an environmental health problem. Also deforestation means that it is more difficult to find privacy.

** We need toilets because in the past we used trees and bushes. Now that the land is barren and open, people want to shield themselves. I could even go to the toilet while you sit there. We give praise to such things. Because of the good education*

Oshanas are shallow, often grassy, connected channels and pans with very gentle slope in which water collects, moves or stands depending on the amount of rain that falls in any one season. (from "Oshanas: Sustaining People, Environment, and Development in central Owambo, Namibia")

★ **Sanitation is important, because**

- improved hygiene means healthier families
- improved latrines mean more privacy and less smells
- improved sanitation means cleaner water

★ **Sanitation means**

- using only toilets or places away from water and houses as toilets
- protecting all sources of drinking water
- maintaining good personal hygiene

? **What does improvement mean to us?**

- new technology
- new skills
- new costs

? **Do you agree with the people in the video?**

- how do their lives differ from yours
- how are their lives similar to yours

My notes:



** It is not a good idea to sit while the boys are working. It would be ideal for us to work together.*

** This toilet pot is for the schoolchildren and this one is for the teachers.*

** We are building toilets here at school to promote hygiene. If we use any place as a toilet it brings along germs. For example, an open toilet breeds worms that cause diseases.*

Improved sanitation is sometimes presented only in terms of permanent, often costly, alternatives. But those who want to improve their own sanitation facilities have found that building a toilet is not necessarily an expensive business.

** Building a toilet is not a hard thing. All you do is dig a hole. For those with zinc sheets you can put them on. For those without, find empty bags and cover as walls for protection. Making toilets is important. When it rains faeces will not flow into our drinking water causing diseases.*

Health education is taught at the local schools and clinics. This is an important aspect of community development as people need access to information. But who is really responsible for the health of the family?

** Women are responsible for the household. Cleaning the house is woman's responsibility, together with children. Although men may also assist, the responsibility is vested solely in women. The man's responsibility leans on the side of cattle and other livestock.*

☆ Health and hygiene education is given to children in schools, by the community they live in and by their families. People working with clinics and hospitals are also a good source of information.

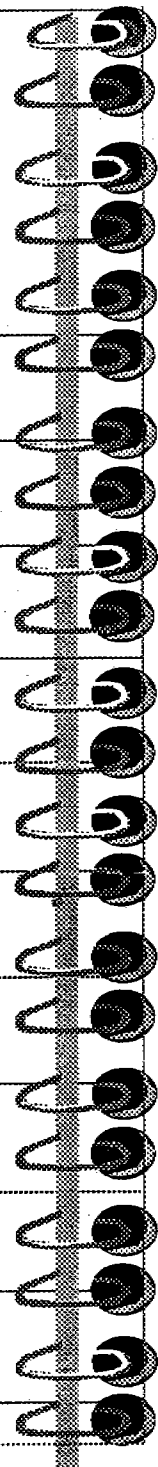
Good sanitation in homes, in the community and in public places is a shared responsibility: It is often thought that everything to do with cleanliness and cleaning is only women's responsibility. This is not true, both men and women are responsible for their personal hygiene as well as cleanliness of public, shared resources such as water points or public latrines.

? What can you do to improve sanitation in your home?

? How can you improve sanitation in your own community?

? How can you find out more about health and hygiene?

My notes:



Both women and men should share the responsibility for health and hygiene issues, but women often end up with all the responsibility. At the same time women often have skills that are ignored when improvement of sanitation facilities are being planned.

** If I think about building a whole house or building a hut, or putting up doors, I can do all that.*

The protection of the water source is everyone's responsibility. Men, women and children fetch water for themselves and for their households, or bring cattle to drink. Water Point Committees are appointed by the communities to be especially responsible for overseeing the use of water points. Well maintained and managed water points mean cleaner water and a steadier supply.

We found that although the communities have a good understanding of sanitation issues, that some preconceptions about sanitation still exist.

** We do not use a toilet because it is dark inside. We are also afraid of falling in there because a child once fell in there.*

** The reason why we do not use the toilet is because a child fell in there. We only go to the bush.*

** Faeces are used for nothing. If a child goes to the epya (field) or the bush the faeces may be eaten up by flies. We don't see what actually happens to them. Human faeces are not used for anything. Only livestock faeces are useful in the*

✦ ***Taking care of the community water point is an important part of improved sanitation. Maintaining a waterpoint means:***

- fencing the waterpoint to stop animals causing damage***
- providing animals access to water away from the well***
- not using the water point for laundry or a public toilet***

? *Is the water point in your community well taken care of?*


? *How can you keep cattle and other animals away from the well?*

Fears - how can we get rid of them: It is easy to laugh at someone's fears and doubts when we don't share them. But we all have some fears and doubts, and sometimes we can find solutions that make them less serious.

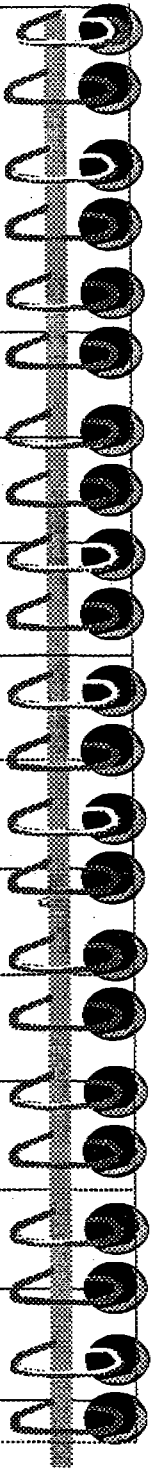
? *How do you solve the fears in the video:*

- the children feared falling into the toilet***
- the young man was afraid of being laughed at by his family***

? *What other fears can you think of that relate to sanitation?*



My notes:



fields and gardens. Human faeces are discarded.

** How would I know about toilets? The only toilet I know is the bush. I go there, help myself, wipe myself and then come back in the house.*

** I told my parents about building a toilet. But they said they can't do anything because it is a white man's thing. I kept telling them that people are using this white man's thing. They want to use their old ways. Now they look at me in bad light.*

In general the health care facilities are gradually improving. The new hospital in Engela is in its second phase of completion. Another new hospital is being built in Eenhana, while several clinics in the region are being upgraded.

** We used to call Engela a town since Finnish missionaries settled there to build hospitals and schools. That is where we came from. In this new place now we also see development. People are coming to teach us and explain things to us. Nurses come to teach us. This is how we live now.*

** While people are taught hygiene, we want to clean our houses better. We want to have toilets so that we do not use the bush. We also do not want urination places in the house. It would be great if we could have them near the house. People can use them for both urination and other sanitary purposes. That is how we would like it to be.*

Through the sanitation survey the people of the three communities were able to tell

Human faeces for improving soil?

Human faeces are widely used in some parts of the world (eg. China, Viet Nam, Pakistan) to fertilize soil. It is particularly effective in increasing the humus content of the soil, which in turn improves the water-retaining capacity of soil. To use faeces safely in agriculture means using on-site sanitation technologies that allow for storing of faeces, eg. alternating twin-pit toilets. (From "Guidelines for the safe use of wastewater and excreta in agriculture and aquaculture")

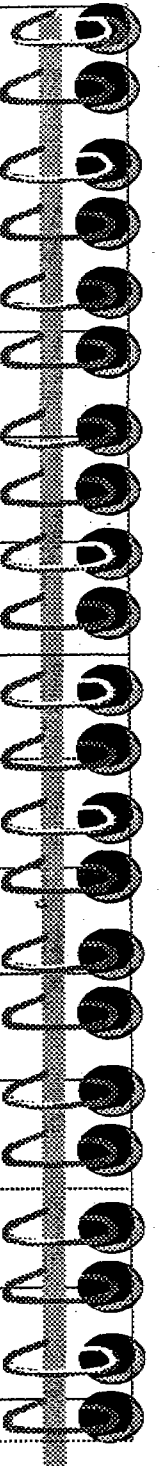
What is an alternating twin-pit toilet?

It is two toilets next to each other. You decide which one you will use first.

After a while (maybe 6 months or one year), you start using the other. After another 6 months or one year when what is in the pit of the first toilet is dry and has no smell, it can be used to fertilize your fields. After you have emptied the pit, you can start using the first toilet again.



My notes:



us about their life, thus guiding us in how to develop our work on sanitation. In the future we will make sure that our project is developed based on such input from men and women.

Because of what women and men told us we have now expanded our project from working on institutional latrines to also expanding the range of options for latrines to be more affordable, and to include upgrading of user built latrines. Also, traditionally the homestead is moved around the field every three to four years, or when someone passes away. It is possible to make a latrine that can be moved with the egumbo.

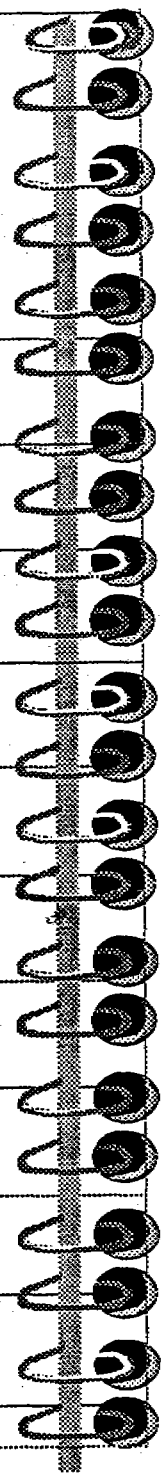
The question now remains; what kind of toilets are ideal for the people of the area? The decision is with the people of the Ohangwena Region.

IMPROVEMENTS

*in your community depend on what
you decide together !*



My notes:



po. Luhapu ovakainhu ovo vena owino ndele ihava kundafanwa navo nge taku ningwa omatokolo ena sha noundjuwo.

Eameno leedjo domeva olo oshinakuwanifwa sha keshe umwe ovalumenhu novakainhu nosho yoo ounona ohava teke omeva oku longifa meumbo, ile tava twala oimuna yovo ika mwe. Pomikunda opwa hoololwa eemitiye doilonga yomeva. Oshinakuwanifwa shavo okutonatela eenhale domeva. Eenhela odo da filwa nawa oshisho, ohadi yandje omeva mayela notaa kala efimbo lile.

Otwa didilika kutya nonande ovanhu ove na eudeko liva moshinima eshi shoundjuwo, natango opena vamwe ovo vehena eudeko kutya ooundjuwo ova fimana.

Hapo onghalo youndjolowe oi lopo tai xwepopala. Oshipangelo shipe shaNgela oshi li poku pwa. Shikwao otashi tungwapEenhana, omanga ouklinika vahapu moshitukulwa tava wapalekululwa.

Kakele nee kwaasho onghalo moshitukulwa oyi lipo tayixwepopala.

Pefimbo lomakonakono shi na sha noukoshoki ovakwashiwana ova li ve tu hokololele kombinga yonghalamwenyo yavo. Naashi oshetu pa ouyelele nghene tuna okuxumifa ko oilonga youndjuwo. Monakwiiwa otu na okumona kutuya oprojeka yetu otai ka yambuka po she likolelela meyambidiso lovalumenhu novakainhu vomoshitukulwa omo.

Sha landula kwaasho twa lombwelwa kovakalimo vomoshitukulwa, oprojeka yetu

paife otwei nenepeka okudja mokutunga ooundjuwo peenhele da tumbulwa nokuyandja omaludi mahapu ooundjuwo ovo tava dulu okulandwa noupu. Sha kwatela mo okuwaplaekulula ooundjuwo ovo va tungwa nale.

Navali pamifyuululwakalo eumbo lomiti ohali diluka konima keshe yeedula nhatu ile nhee, nongenge meumbo mwa fiwa. Otashi dulika okuninga ooundjuwo ovo tava dulu okutembulwa pamwe neumbo. Epulo ola fikama nee ngaka kutya: Ooundjuwo voludi lilipi po tava wapalele ovanhu vomoshitukulwa?

Etokolo eli oli li momake ovakalimo vomoshitukulwa shaHangwena.

My notes:

