

# Gotong Royong in the community of Pahlawan




Wijnand Turkensteen

November 2008



## Background information

- The community of Pahlawan has initiated the first Gotong Royong after the tsunami
  - The Wallikota (mayor) has recently asked the people of Banda Aceh to start doing the Kotong Royongs again.
  - Supporting role of Pokja Sanitation
- 

# Content of this presentation

Providing information on:

- the steps taken
- the lessons learned
- discussion points



# Objectives for Pokja

- Gotong Royongs for clean drains in the entire city of Banda Aceh, based on:
- commitment of the community, and
- with assistance of the government were needed.




# The process

1. First steps in communication with initiator
2. Meetings with community
3. Gotong Royong
4. Field inspection after cleaning
5. Publicity in the media
6. Follow up meeting with community





# 1) First steps in communication

- Gain understanding of the needs of the community
  - Explain the different steps of a Gotong Royong
  - Start inviting the partners
  - Agree on a time and place for meeting
  - Field inspection together to gain understanding of functioning of drainage system (maps)
- 

## 1b) Field inspections

- Field inspection with initiator at 31 October
- Meeting with initiator at 3 November





## 2) Meeting with community

- The chief of the village
- Religious leader
- All leaders in village
- The initiator - Pak Darmawan
- Pokja Sanitation with representatives from Department of Health, Bappedalda, PJSDA, DKP
- Sea Defence and SLLGR-GTZ







### 3) The Gotong Royong

- SDC provided 1500 bags, 200 gloves, 70 masks 50 pieces of soap
- GTZ provided community guidance
- Department of Health providing information on water borne related diseases (DBD, etc.)
- PJSDA assessed the drainage system
- Pokja promoted Gotong Royong with press





## 4) Field inspection

- The main drainage system was not cleaned yet, resulting in people having to clean drains with 0,5 meter of water in it.




F





## **5) Publicity in newspaper**

- 1) Promote the Gotong Royong as an initiative from the people
  - 2) Promotion of the Pokja Sanitation
  - 3) Communities have better access to the Pokja Sanitation
  - 4) Pokja Sanitation will follow up
- 

## 6) Follow up meeting

- Discuss lessons learned
- Provide information on health risks
- Sign letter to PJSDA



# Lessons learned

- Gotong Royong is a process
- Process needs to be facilitated
- Commitment community and Pokja
- Coordination of maintenance main drains
- In-kind contribution from the people of local resources, such as labor and equipment.
- Contribution by SDC of 5 Million IDR for bags, gloves and masks and soap = 20.000 IDR per household (one time only)




# Next Gotong Royong

- Financial contribution from community to the cleaning of the drains every 6 months
- 200 bags, 200 gloves, 200 masks
- Soap is responsibility of community
- 20.000 IDR per household / months
- 40 billion for whole city of Banda Aceh





# Points to discuss

1. Maintenance drainage system
  2. How to follow up the succes of Gotong Royong
    - Role of the Pokja for future Kotong Royongs – facilitating the proces
    - Finance (5 million for 10 ha)
    - What community will be next on the list?
- 





Additional sheets




# Success factors

- **Good location for the meeting**
- **Good atmosphere and food**
- **Commitment from all participants**
- **Listening was followed by action**
- **Enthusiasm (how to sustain this in the long run?)**
- **The possibility for the pokja to provide additional materials**
- **Timing, rain seasons bring more attention to the need of a clean drainage systems**
- **Using existing social structures within the community.**
- **Open discussing on cleaning strategy**
- **Inviting the right people**




## Lessons learned

- the facilitators of the Pokja should have the commitment from their organization to be able to provide primary (trucks, bags) and secondary (masks and gloves) materials
  - The knowledge of the drainage system derived from the field inspection should be available for this meeting to make the discussions on a cleaning strategy effective.
  - Posters should be considered as promotion material.
- 



## Succes factors

- The bags were used very efficiently.
  - The gloves and masks were used immediately and they were much appreciated.
  - The pieces of soap were accepted and this form a good starting for the second meeting with the community to discuss the health information provided by auscare, usaid en mentor initiative.
  - The community guidance by GTZ resulted in more community support for future steps, and better insight in local issues and solutions regarding health and flooding.
- 

# Lessons learned

- The field inspection gave a better understanding of the relationship (hydraulically) between the main drainage system and the micro drainage system
- It is better if the main drainage system is cleaned before the Gotong Royong starts, to prevent having residents working in drains (in front of their house) with 0,5 meter of waste water in it.
- Choose an efficient cleaning strategy, starting near the river downstream and working upwards into the system.
- PJSDA should clean the main drains before the Gotong Royong takes place.
- It is important to discuss the cleaning strategy with the community and the department responsible for the maintenance of the main drains during the meeting with the Paluaran.

# Field inspection

- The importance of cleaning the main drainage system was discussed.
- Based on these discussions it was agreed that the community would write a letter to PJSDA requesting PJSDA to clean the main drainage system, with a copy to the Walikota (the mayor).
- After the Gotong Royong the letter to PJSDA was prepared by GTZ and the Pokja. The letter is signed by the community leader, the initiator and the religious leader of Pahlawan, and the chairman of the Pokja Sanitation.