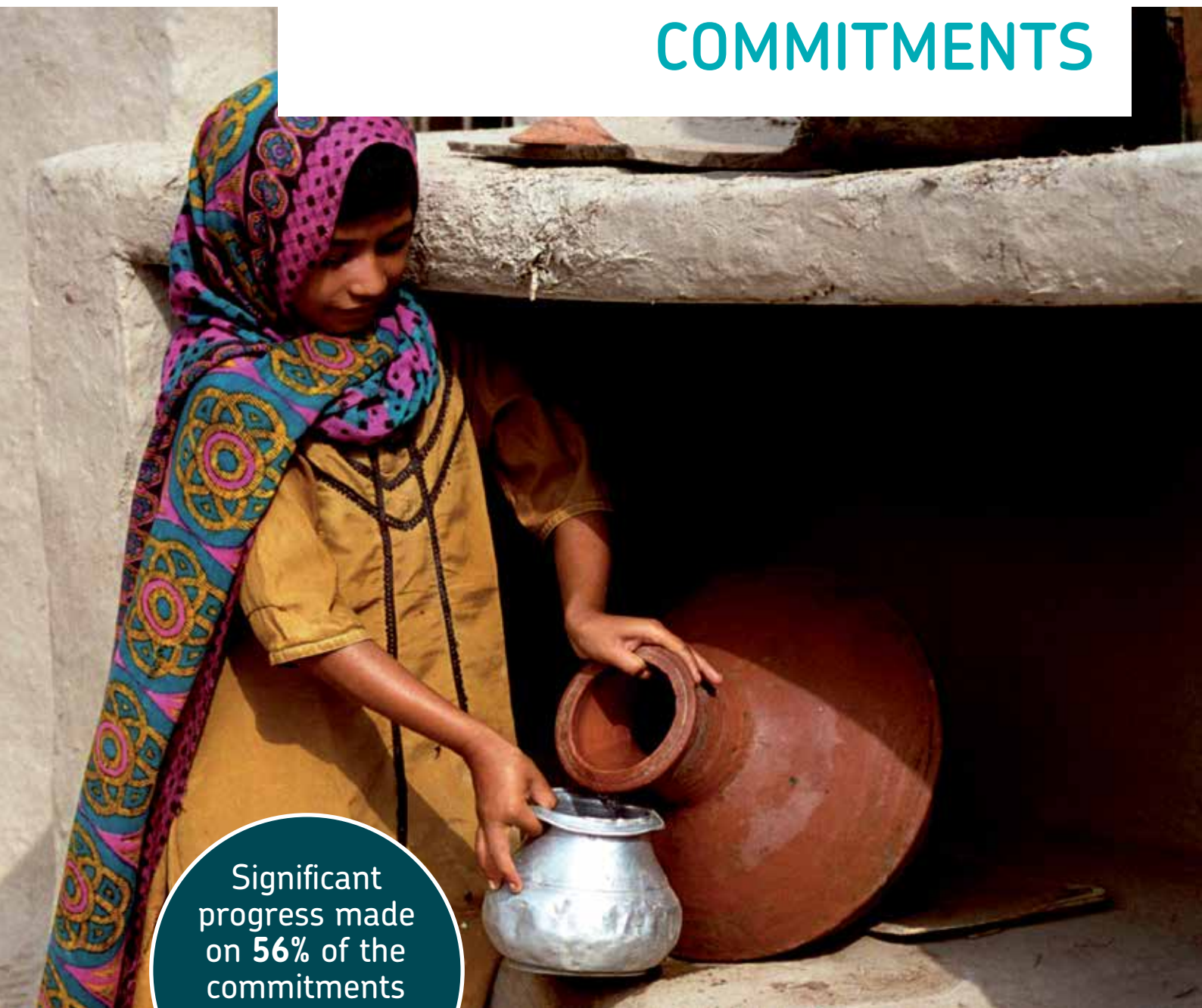


MID-TERM REVIEW OF PROGRESS TOWARDS 2014 HIGH LEVEL MEETING COMMITMENTS



Significant
progress made
on **56%** of the
commitments
made at the
2014 HLM

Photo credit: © UNICEF/Pakistan/2015



**SANITATION
AND WATER
FOR ALL**



Photo credit: © WaterAid/Andrew McConnell

This report was prepared by the **Sanitation and Water for All (SWA)** Secretariat based on reports submitted by partners who made commitments at the 2014 SWA High Level Meeting. The Secretariat is appreciative of the support from the following governments and agencies, which have made its work possible:

- **Government of Australia:** Department of Foreign Affairs and Trade
- **Government of the Netherlands:** Directorate-General for International Cooperation (DGIS)
- **Switzerland:** Swiss Development Cooperation (SDC)
- **The Bill and Melinda Gates Foundation**
- **The Federal Republic of Germany:** Federal Ministry for Economic Cooperation and Development (BMZ)
- **The United States of America:** United States Agency for International Development (USAID)

Graphic design: Elisa Dehove and Christel Wolfaardt

This report was issued in **August 2015**.



Table of contents

Foreword by SWA Executive Chair	iv
Catarina de Albuquerque	
Executive summary	v
Significant progress reported on more than half of the commitments made by 43 developing countries and 12 donor partners	
1. Introduction	1
At the third SWA High Level Meeting in April 2014, partners tabled 383 commitments after an extensive preparatory process	
2. Methodology	2
Progress updates are based on partner-led reviews involving multiple stakeholders	
3. Overall performance	4
Significant progress made on more than half of the commitments	
4. Monitoring systems	7
Notable progress has been reported by countries on their commitments related to improved information management systems	
5. Capacity	8
Majority of countries increasingly support development of institutional and human capacities	
6. Policies and plans	9
Despite overall good progress on the national plans and policies category, a considerable number of countries reported slow progress on commitments to develop new policies and plans	
7. Financing	11
Slow progress reported on the majority of country commitments while donors reported significant progress on almost all their commitments	
8. Focus on cross-cutting HLM themes	13
Inequality and sustainability	
9. Reviewing progress	15
Review of commitments is increasingly more inclusive	
10. Looking to the future	17
Partners plan joint advocacy activities to accelerate progress	
11. Conclusion	18
Partners should continue to build on the inclusive processes at country level to accelerate progress on the remaining commitments	
Figures	
Figure 1: Overall level of progress on commitments: countries and donors	vi
Figure 2: Number of commitments by status of completion and category: countries	vii
Figure 3: Number of commitments by status of completion and category: donors	vii
Figure 4: Overall progress on commitments: all partners	4
Figure 5: Overall level of progress on commitments: countries and donors	5
Figure 6: Number of commitments by status of completion and category: countries	6
Figure 7: Number of commitments by status of completion and category: donors	7
Figure 8: Progress on commitments related to financing: countries	11
Figure 9: Status of progress on commitments related to eliminating inequalities: countries	13
Figure 10: Participation in the review of HLM commitments, by stakeholder: countries	15

Foreword by SWA Executive Chair

Catarina de Albuquerque

“We have learnt the importance of the **commitments being nationally owned**; this means set by the government and the main stakeholders in the country, and closely **linked to the context, capacities and priorities of the local situation.**”



Photo credit: © DeutscheWelle

In 2014, Sanitation and Water for All (SWA) held its third High Level Meeting (HLM), bringing together 21 ministers of finance, 35 ministers in charge of water and sanitation, 16 donors and development agencies, and senior representatives from UN agencies, civil society and private sector. The meeting was also attended by the UN Secretary-General, Mr Ban Ki-Moon, the President of the World Bank, Dr Jim Yong Kim, and the UN Deputy Secretary-General, Mr Jan Eliasson. This is the fourth report on progress towards commitments made at these meetings. SWA has learnt a lot through these three cycles of setting commitments, taking action towards their achievement, and monitoring progress.

We have learnt the importance of the commitments being nationally owned; this means set by the government and the main stakeholders in the country, and closely linked to the context, capacities and priorities of the local situation. While all partners in SWA sign up to a vision of universal access to water, sanitation and hygiene, these national commitments lay out a roadmap, and describe the specific actions that will be taken in the coming two years with milestones along the way.

We have also learnt that the main value of the monitoring and reporting lies in the extent to which it allows partners to ‘learn as they go’. If progress is not being made, it is important to acknowledge it, analyse what is causing the delays, and take corrective steps. At Sector Ministers’ Meetings convened by SWA, countries have come together to share their experiences: for example, a minister who is struggling to establish a separate budget line for water and sanitation can talk with a counterpart from another country who has managed to do this, and gain ideas and encouragement. The feedback we have received indicates that this is one of the most valued aspects of these meetings. The tone of these exchanges, and this report, is not judgmental. No one has an appetite to name and shame. We highlight individual examples of success, and look together at areas where many countries or partners experience challenges.

Lastly, this process is inclusive. Governments lead negotiations and take ultimate responsibility to deliver on their commitments. However, they include a broad range of stakeholders in their discussions and make efforts to ensure that all relevant parts of government, not just one ministry, are involved. This process is not yet perfect: there is significant potential for more involvement by civil society, and the private sector has not yet played a significant role. Nonetheless, we are seeing that, year on year, the number and range of stakeholders involved is increasing.

A new sustainable development agenda is about to be agreed, with an ambitious set of Sustainable Development Goals (SDGs). Water, sanitation and hygiene are prominent in the SDG framework and a new goal and targets for them will be set. Consideration is being given to the best ways to follow up and review progress towards their achievement. We believe that the mechanism we have refined over the last six years, and the lessons we have learned, mean that SWA is well-placed to serve as a thematic platform for the follow up and review of the water-sanitation and hygiene-related targets of the SDGs.

The ambition of the SDGs is the same that guided the establishment of SWA. Sanitation, water, and hygiene for all, always and everywhere. As a partnership we will stay true to this vision and align our actions accordingly. This report gives a snapshot of progress made so far, and shows where we need to redouble our efforts to achieve our common goals.

We hope you find much of interest in this report.

Catarina de Albuquerque
Executive Chair
Sanitation and Water for All

Executive summary:

Significant progress reported on more than half of the commitments made by 43 developing countries and 12 donor partners

The third High Level Meeting (HLM) of the Sanitation and Water for All partnership was held in April 2014 in Washington, DC. It brought together 21 ministers of finance; 35 ministers responsible for water and sanitation; 16 donors and development agencies (six of them represented by ministers or heads of agencies); and senior representatives of UN agencies, civil society organizations and the private sector.

SWA partners attending the meeting made a total of 383 commitments to remove barriers to progress, eliminate inequalities and ensure sustainability of water and sanitation services. Forty-three developing countries (referred to as 'countries' in this report) made 313 commitments, and 12 donor partners (referred to as 'donors') made 70 commitments. These commitments are mostly intended to be achieved by April 2016 and were developed through government-led, consultative processes, often engaging multiple stakeholders. Fifteen of the countries, for instance, reported involving civil society in developing their commitments.

SWA partners engage in an annual progress review of the commitments presented at the HLM. Nationally-led and country-specific review processes are used to take stock of progress and report to the Partnership on achievements and barriers being faced.

In March 2015, 40 out of the 43 developing countries and all 12 donor partners reported on the results of their reviews. This Progress Review is the summary and consolidation of the partners' reports.



UN Secretary-General Ban Ki-moon, World Bank President Dr. Jim Yong Kim and SWA Chair H.E. John Agyekum Kufuor

Photo credit: © SWA / Kris Tripplar

Overall performance

One year after the 2014 HLM, countries reported that they have achieved significant progress on more than half of their commitments. By significant progress, we mean that countries reported good progress, or that they had partially or completely fulfilled their commitments. In particular, this was true for the commitments to improve the visibility of the water, sanitation and hygiene (WASH) sector, develop and implement national monitoring systems or increase institutional and human capacity. Indeed, countries report that 10% of their commitments have been met or are almost complete.

There is slow progress on about 40% of the country commitments including 7% of which countries are facing major barriers.

Donor partners report significant progress on more than three quarters of their commitments, including one quarter which is near completion or already achieved.

Developing country partners report significant progress on half of their commitments while donors report significant progress on 81%.

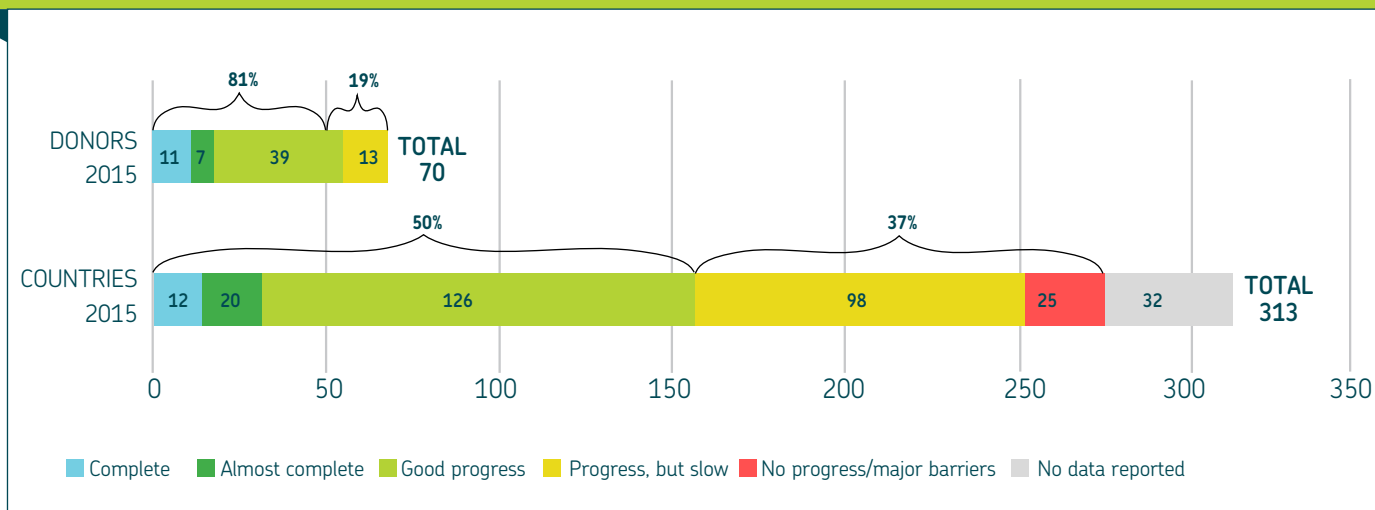


Figure 1: Overall level of progress on commitments: countries and donors

Highlights of performance on a broad range of issues

Commitments made by partners can be considered to fall into eleven categories, which in turn can be grouped according to three areas that are priorities for SWA.

PRIORITY AREAS	CATEGORIES
1. Increase political prioritization	① Financing ② Visibility
2. Evidence-based decision-making	③ National monitoring systems ④ Evidence ⑤ Linking monitoring to planning ⑥ Transparency ⑦ Global monitoring systems
3. National planning processes	⑧ Coordination and alignment ⑨ Policy and plans ⑩ Capacity ⑪ Decentralization

Progress is significant on commitments made by countries to improve the visibility of the water, sanitation and hygiene (WASH) sector, increase institutional and human capacity, and develop and implement national monitoring systems. Fifteen countries have made significant progress or almost achieved at least one of their commitments to improve institutional and human resource capacity. Further, information systems were developed, strengthened or rolled-out in seven countries.



Ms. Marie Ottosson, Deputy Director General of the Swedish International Development Cooperation Agency – SIDA

Photo credit: © SWA / Kris Tripplar

For countries, progress is slower on commitments related to financing. Significant progress has been made on only one third of commitments related to financing. Eight countries report significant progress on their commitments related to increasing budget allocations, while 16 countries report slow progress on similar commitments.

Significant progress is being made on the majority of the commitments across most categories. However, progress is weak in the financing category where there is significant progress on only a third of the commitments.

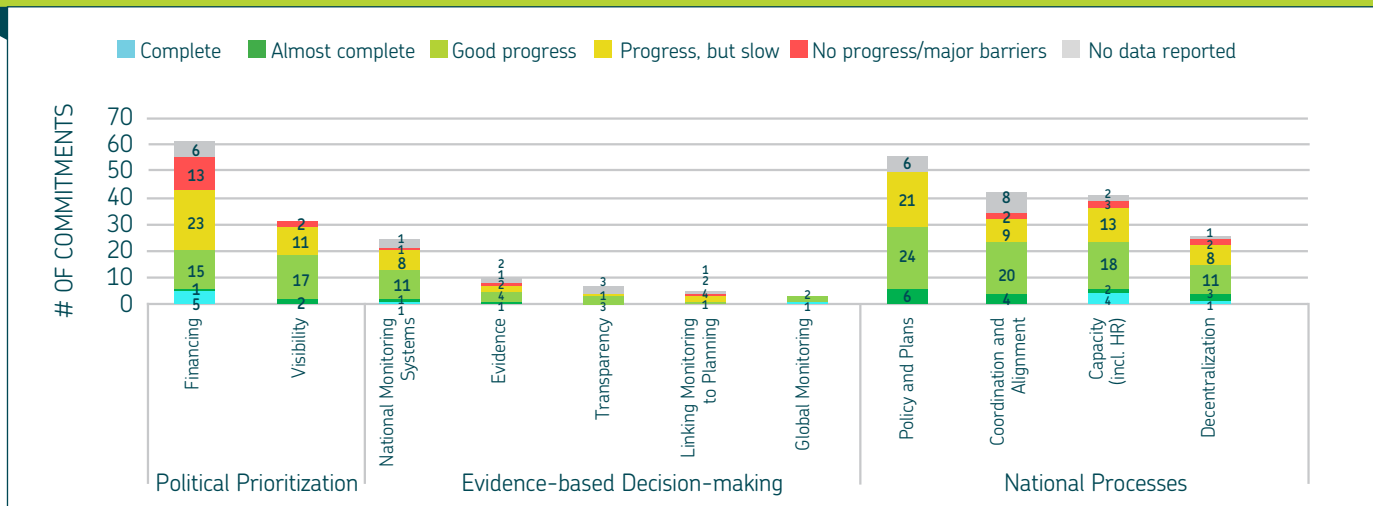


Figure 2: Number of commitments by status of completion and category: countries

Donors report significant progress on most of the categories, notably in the three where most of their commitments are concentrated: financing, increasing visibility of the WASH sector and supporting the development or strengthening of WASH plans and policies. In these categories, donors report that they have made good progress, or have nearly achieved or already completed over three quarters of their commitments. Progress is slow on the few commitments related to increasing evidence, improving coordination and alignment as well as supporting national monitoring systems.

Significant progress reported against the majority of the donor commitments.

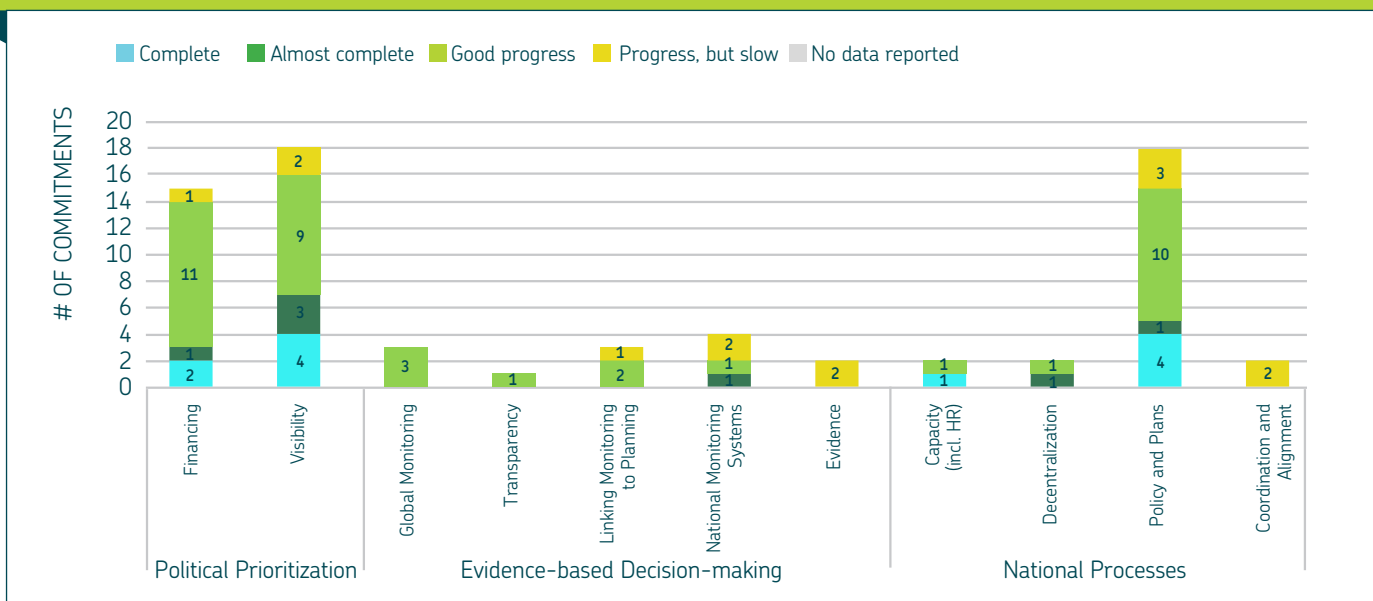


Figure 3: Number of commitments by status of completion and category: donors

Significant progress is reported on half of the commitments related to the 2014 HLM themes of sustainability and inequality. Significant progress is reported against 66 of the 120 commitments made by countries that relate to improving sustainability and on 33 of the 58 that have a focus on eliminating inequalities. Donors made significant progress on almost all commitments related to reducing inequalities (eight out of nine) and on about two thirds of their sustainability commitments.



Photo credit: © UNICEF/India/2012

Countries have increased the involvement of key stakeholders in the review of progress on the commitments. Twenty-two countries facilitated a multi-stakeholder process involving the lead sector ministry and other agencies. It is noteworthy that the Ministry of Finance was consulted or included in nine countries. It is also notable that in countries such as **Uganda**, parliamentarians were involved. Further, the number of countries reporting the participation of local civil society in the review tripled from four in 2013 to 12 in 2015.

The focus of many partners on eliminating inequalities, increasing sustainability and strengthening sector processes creates opportunities for SWA partners to progress towards universal access. With an increasingly strong and participatory mechanism for accountability, as well as the multi-stakeholder engagement, the SWA partnership provides a platform for coordination, follow-up and review and learning which will be useful for the implementation of the Sustainable Development Goals.

1. Introduction:

At the third SWA High Level Meeting in April 2014, partners tabled 383 commitments after an extensive preparatory process.

The third High Level Meeting (HLM) of the Sanitation and Water for All (SWA) partnership was held in April 2014 in Washington, DC. It brought together 21 ministers of finance, 35 ministers responsible for water and sanitation, 16 donors and development agencies (six of which were represented by ministers or heads of agencies), senior representatives of United Nations (UN) agencies, civil society organizations and the private sector. The themes of the 2014 HLM were universal access, inequalities and sustainability. In the preparations for the meeting, developing countries and donor partners (hereafter referred to as 'countries' and 'donors' respectively) presented their long-term vision for the sector and tabled specific commitments to sustain, improve progress, and remove barriers to accessing water, sanitation and hygiene services.

Over half of the 43 developing countries that engaged in the preparation for the meeting tabled statements with long-term visions to achieve universal access for both water and sanitation by or before 2030. Two thirds set clear targets to eliminate or reduce inequalities. At least one third committed to improve sustainability, and a similar proportion committed to eliminate open defecation by or before 2030. These aspirations demonstrated the partners' vision for the post-2015 era while remaining focused on the final year of the Millennium Development Goals.

Forty-three countries made a total of 313 commitments and 12 donor partners made a total of 70 commitments. The commitments are intended to be achieved by April 2016 and were developed through government-led, consultative processes, often engaging multiple stakeholders. Fifteen of the countries, for instance, reported involving civil society in developing their commitments. Further, several analytical tools were used to ensure that commitments responded to critical sector bottlenecks. At least two thirds of partners used the UN-Water Global Analysis and Assessment of Sanitation and Drinking-Water (GLAAS) or other analytical tools such as the Bottlenecks Analysis Tool (WASH BAT) developed by UNICEF and the Country Status Overviews (CSO) developed by the World Bank. These tools strengthened the use of evidence and helped to make the commitments 'smarter', by being more specific and appropriate to the country context.

SWA is guided by a strong partner commitment to mutual accountability. Countries and donors have agreed to report regularly on their progress in meeting their commitments. Government-led and country- or partner-specific processes are used during the review of progress. This report is the outcome of countries' and donors' own, voluntary mid-term assessments of the progress made by March 2015. Of the 43 countries, 40 reported back, and all 12 of the donors provided inputs to this report.



2. Methodology:

Progress updates are based on partner-led reviews involving multiple stakeholders



Photo Credit: © WaterAid / Habibul Haque

Results presented in this report are based on self-reporting by SWA country and donor partners. The Secretariat was mandated by the Partnership to facilitate the process and prepare a global report. Information was gathered and compiled in a four-step process:

- **Participatory guidance:** the SWA Secretariat consultatively developed a common reporting format and guidelines. Based on partners' feedback in 2013 and 2014, the format was kept 'light touch' and the guidelines encouraged partners to be inclusive, seek the appropriate level of political endorsement, and align the reporting process with other country or global reviews.
- **Government-led and country- or partner-specific reviews:** countries and donors followed their own processes to conduct the reviews. In the case of countries, this often entailed national consultations, and in the case of donors, a review session at the agency or national level. In some countries, consultations involved sub-national levels such as provinces. Often, multiple stakeholders were involved to triangulate information and agree on the indicators of success.
- **Report preparation and submission:** each report was then endorsed by the appropriate authorities in the government or donor agency and was submitted in March 2015, together with a list of stakeholders who participated in the preparation of the report.
- **Global report compilation:** the global report was prepared by the SWA Secretariat based on partner submissions. In a few instances submissions were followed-up with qualitative interviews for clarification.

The reporting format was structured to provide three types of information, each using a scaling system:




1. The status of progress of implementation of the commitment (five-point scale).
2. The perceived likelihood of full achievement of the commitment by April 2016 (four-point scale).
3. The influence of the 2014 HLM on progress of implementation thus far (three-point scale).

Scales provided in the report format		
PROGRESS STATUS	ACHIEVABLE BY 2016?	INFLUENCE OF 2014 HLM
Completed	Not designed with this aim	High influence
Almost completed	Yes, likely	Some influence
Good progress	Possible, with extra effort	No influence
Progress, but slow	No, unlikely	
No progress/major barriers		

The format also requested additional narrative information on:

1. Indicators of the level of performance reported in 'status of progress.'
2. Remaining steps required to fully achieve the commitment.

To facilitate the analysis of the country reports and their global compilation, countries were asked, at the time of developing commitments to assign each one of their commitments to one of the 11 categories. These categories in turn were grouped according to three SWA priority areas.

PRIORITY AREAS	CATEGORIES
 1. Increase political prioritization	① Financing ② Visibility
 2. Evidence-based decision-making	③ National monitoring systems ④ Evidence ⑤ Linking monitoring to planning ⑥ Transparency ⑦ Global monitoring systems
 3. National planning processes	⑧ Coordination and alignment ⑨ Policy and plans ⑩ Capacity ⑪ Decentralization

2.1 Limitations in preparing this global report

Although the guidance on developing commitments encouraged partners to focus on a small number of priority commitments, there was no limit to the total number each partner could table at the HLM. This meant that the number of commitments per partner (country or donor) varied from one to twenty-four. For instance, the **UK** tabled one commitment, **France** thirteen, and **Senegal** twenty-four.



Countries and donors use their own processes to review progress made on their commitments

Review of progress is based on self reporting

Photo credit: © UNICEF/Vietnam/2013

To have a better understanding of the progress being made, this report analyses the commitments according to the categories stated earlier. It also focuses mostly on those with a considerable number of commitments, in which a meaningful overview of performance across partners is possible. In addition, there are also cases where one partner made the majority of commitments in a category. In those cases, the status of progress is significantly skewed by the performance of that partner and may not be representative of a broader cross-country/agency performance. A case in point is the financing category where five out of 13 commitments (on which there is no progress) were made by a single country.

Notwithstanding the challenges above, this review presents an overview of progress as reported by the countries and donors themselves. It also highlights specific examples of progress and challenges.

3. Overall performance: Significant progress made on more than half of the commitments

Countries and donors reported on their current progress based on a five-point scale of: 'complete', 'almost complete', 'good progress', 'progress, but slow', and 'no progress/major barriers.' For the purpose of this report, commitments for which partners report 'good progress', 'almost complete' or 'complete' will collectively be referred to as 'significant progress'. 'Slow progress' will be used to indicate commitments with 'progress, but slow' or 'major barriers'.

Hon. Mrs. Sarah Reng Ocheke, Nigeria's Minister of Water Resources and President of the African Ministers' Council on Water (AMCOW) - Photo Credit: © SWA / Kris Tripplaar

3.1 Combined progress made by all partners

Together, countries and donors have made significant progress on 56% of commitments; they report slow progress on 36%, which includes 'progress, but slow' on 29% and 'major barriers' on 7%.

Significant progress achieved on more than half of the commitments tabled by all partners.

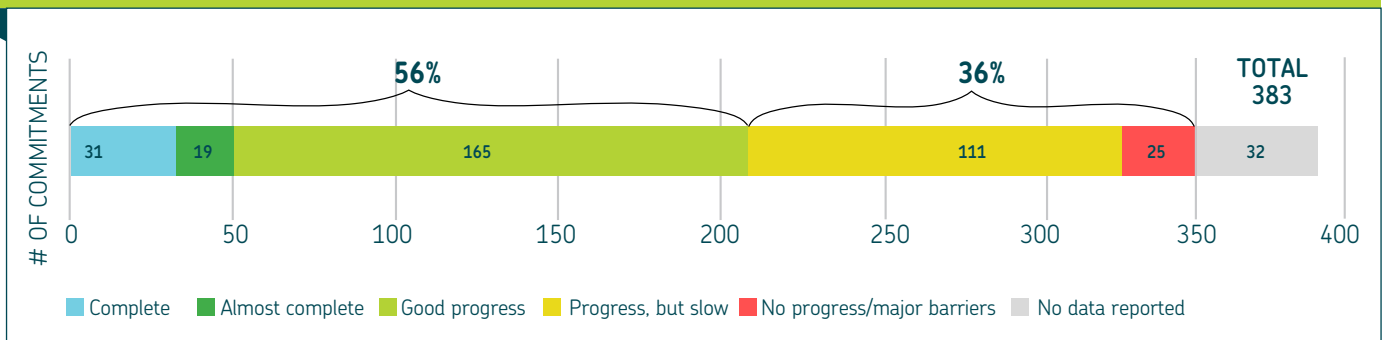


Figure 4: Overall progress on commitments: all partners

3.2 Progress made by countries and donors as separate groups

One year after the HLM, countries report significant progress on half of their commitments, including 10% which are nearly or already completed. There is slow progress on more than a third, including 7% on which countries are facing major barriers.

Donors achieved significant progress on 81% of their commitments, including one quarter that are either already or are almost complete. There are no commitments on which there is 'no progress'.

Developing countries reported significant progress on half of their commitments while donors reported significant progress on 81% of their commitments.

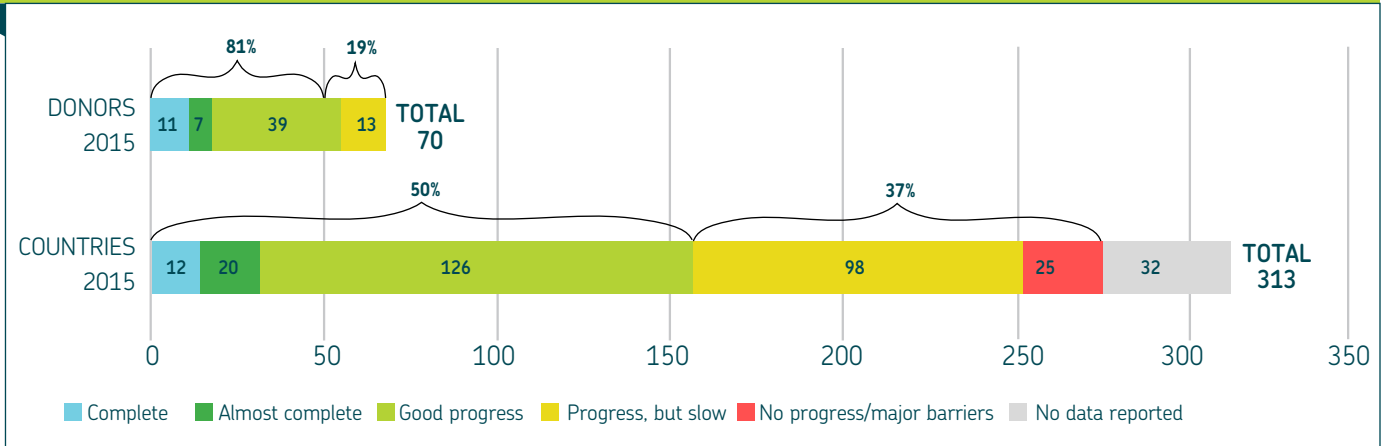


Figure 5: Overall level of progress on commitments: countries and donors

Most commitments presented at the 2014 HLM are intended to be implemented by 2016. The reporting survey also asked partners to state the likelihood of each commitment being fully achieved by April 2016. Partners had four options to choose from: ‘yes, likely’, ‘possible (with extra effort)’, ‘no, unlikely’, and, ‘not meant to be achieved by 2016’.

Countries report that they will likely achieve more than 42% of their commitments by 2016. With extra efforts, they can achieve an additional 37%, while less than 7% are unlikely to be achieved. Donors will probably achieve about three quarters of their commitments, while an additional 17% are possible with extra efforts. None of the donor commitments are reported as unlikely to be achieved at all.

3.3 Progress by category

Countries achieved significant progress on at least half of their commitments related to raising the visibility of the WASH sector, developing and strengthening national policies and plans, improving national monitoring systems, coordination, capacity, and decentralization. There is much slower progress on the majority of the commitments relating to finance, where significant progress is reported on only one third.

Significant progress is being made on the majority of the commitments across most categories. However, progress is weak in the financing category where there is significant progress on only a third of the commitments.

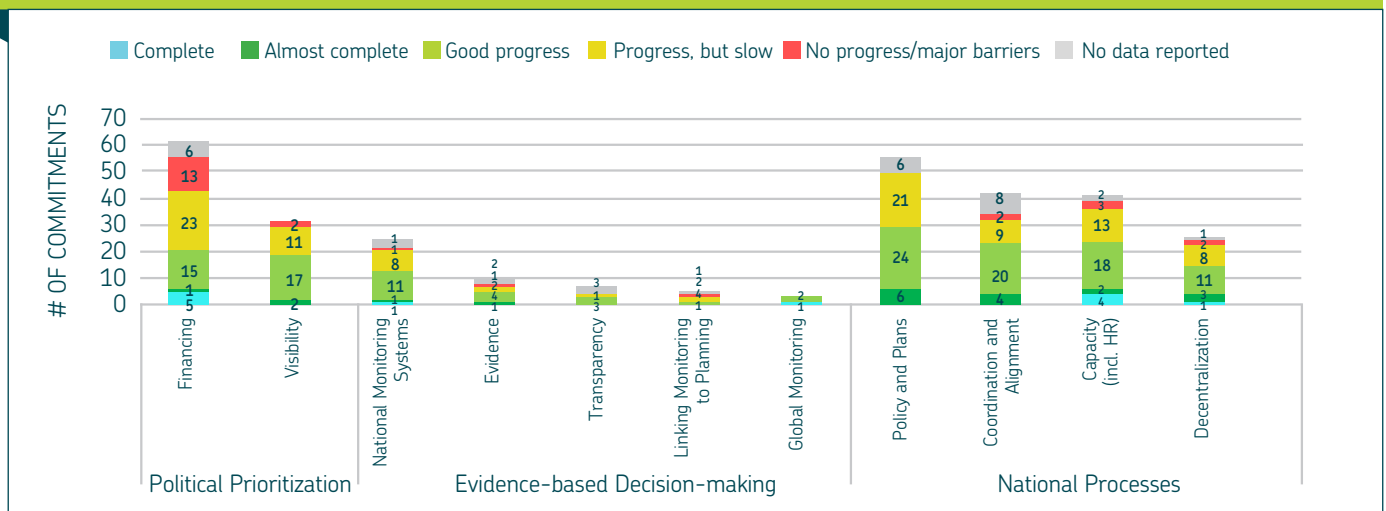


Figure 6: Number of commitments by status of completion and category: countries

Donors made remarkable progress in categories where most of their commitments are concentrated: financing, visibility and supporting policies and plans. A few commitments were made in categories such as coordination and alignment, evidence, transparency, and national monitoring systems. Slow progress was reported against all the commitments relating to evidence, and coordination and alignment (four in total) and in two of the four commitments focusing on national monitoring systems.

Significant progress reported against the majority of the donor commitments.

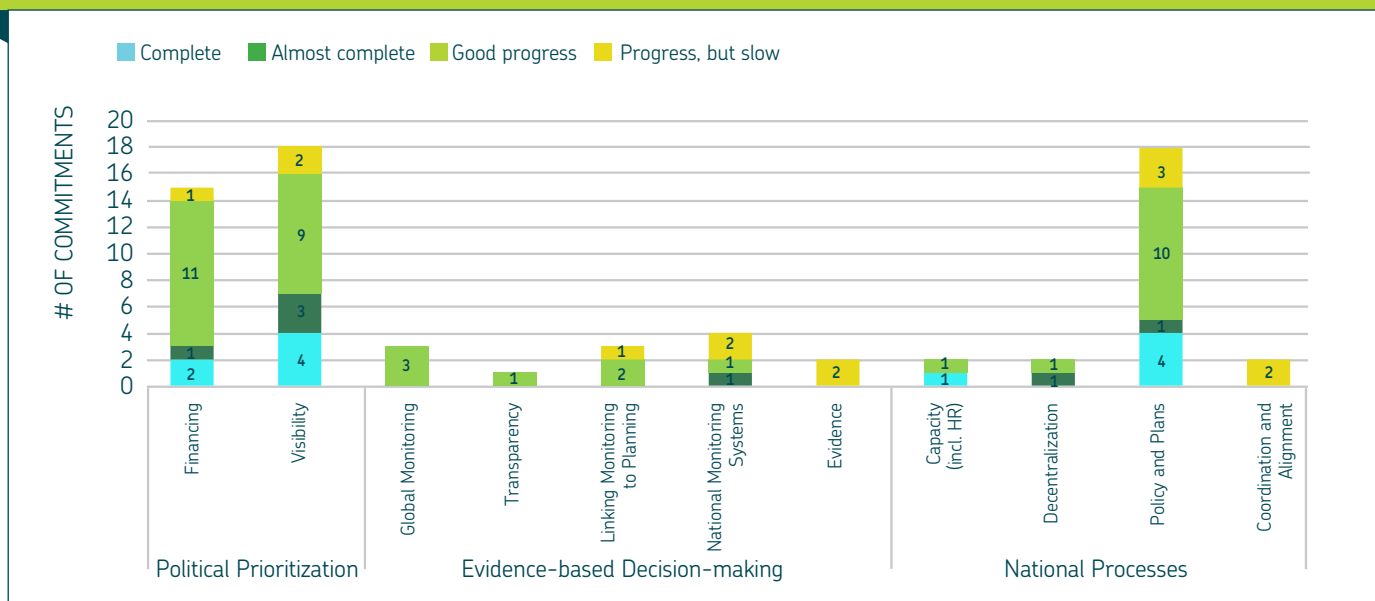



Figure 7: Number of commitments by status of completion and category: donors



Donors report significant progress on **81%** of their commitments and slow progress on **19%**

Countries report significant progress on **50%** of their commitments and slow progress on **37%**

Photo credit: © UNICEF/Mongolia/2014



4. Monitoring systems:

Notable progress has been reported by countries on their commitments related to improved information management systems

SWA partners are committed to strengthening the use of evidence in planning and delivering sanitation, water and hygiene services. Commitments related to generating evidence for decision-making include those that focus on improving national monitoring systems, linking monitoring to planning processes, increasing transparency and contributing to global monitoring systems. The majority of the 2014 HLM commitments on evidence-based decision-making focused on developing and improving monitoring systems.

4.1 Progress by countries

At the 2014 HLM, 21 countries made 25 commitments focused on strengthening national monitoring systems and have made significant progress on almost half (12) of the commitments. Progress is notable on commitments focused on the development and implementation of information systems. Information management systems were developed, strengthened or rolled out in seven countries: **Kenya, Malawi, Mozambique, Paraguay, Tanzania, Zambia** and **Zimbabwe**. While most of the countries developed or strengthened information systems at the national level, some focused on making systems available at sub-national levels.

A few countries are also collaborating with other sectors, such as health and education, to ensure WASH indicators are included or integrated in their information management systems. In **Ethiopia**, the education system was revised to include WASH indicators, while the health and sanitation indicators were strengthened in the health sector. In Kenya, the health sector has developed an online monitoring system for Community Led Total Sanitation (CLTS) that has been rolled out in ten counties.

Some of the countries link progress to the influence and momentum created by the 2014 HLM. Malawi underscored the influence of presenting their commitment at a global platform, which provided the impetus for speedy rolling out of the information system to districts. Similarly, Zimbabwe also noted the influence of the HLM to specifically unlock resources for the system. Consequently their Rural WASH Information Management System (RWIMS) was developed in 2014 and is being scaled up to cover 41 out of 60 rural districts by December 2015.

Notwithstanding the significant progress made by these seven countries, more efforts are needed to accelerate progress in at least three others where information management systems are still at the early stages of development. **Togo** has prepared terms of reference for the development of an information management system, and the government reports that it is receiving support from SWA partners in the country to undertake the next steps. In **Sudan**, the Nile Basin Initiative commenced the assessment of WASH information systems, while in Mali the government reports that training of personnel is required.

4.2 Progress by donors

Between them, five donors made seven commitments to support monitoring processes at the national or global level. There is significant progress on five of these. The **African Development Bank (AfDB)** committed to support and strengthen national monitoring and evaluation systems in all 47 of its new WASH operations and conduct two impact evaluation studies. Progress is reported to be on track. **Australia** developed a new performance framework entitled 'Making Performance Count: enhancing the accountability and effectiveness of Australian aid' that drives links between performance and aid funding decisions. The **Swiss Development Cooperation's** commitment to support global monitoring processes such as the WHO/UNICEF Joint Monitoring Program (JMP) and GLAAS is nearly achieved.



5. Capacity:

Majority of countries increasingly support development of institutional and human capacities

More than half of the countries (26) made commitments aimed at improving institutional capacity and human resources. Significant progress was made on fifteen, mostly on those focused on establishing new or strengthening existing institutions. Other commitments in this category include those that focus on carrying out capacity needs assessments.

5.1 Establish or strengthen institutions and improve human resources capacity

Eight countries took actions to establish and strengthen WASH institutions. Some countries, such as **Rwanda**, **Sierra Leone** and **Senegal**, did this through the creation of departments or directorates responsible for water or sanitation and by improving governance. The Government of **Sierra Leone** formed the Directorate of Environmental Health and Sanitation and appointed a Director to ensure its smooth operation. **Rwanda** established the Water and Sanitation Corporation and **Senegal** established the division of human resources within the ministry.

In other countries, institutions are being strengthened through the recruitment of human resources. In **Tanzania**, registrars were appointed in each local government authority and have consequently registered 541 community water associations and established 90 private sector operators to manage rural water points under contract with the water association. **Malawi** reported ongoing recruitment of water point mechanics in districts that did not have any, while **Rwanda** recruited a Coordinator for the Secretariat of the Sector Wide Approach (SWAp). **Paraguay** reported the strengthening of the Ministry through the provision of mobile laboratories for water testing.

5.2 Conduct capacity assessments

Five countries made commitments to conduct capacity needs assessments. Significant progress is reported on only one of these: **Senegal** completed two diagnostic studies on institutional capacity gaps at the Ministry of Water. While **Pakistan** reported slow progress on its commitment to conduct assessments in its provinces, a service delivery assessment was done in Punjab province. This contributed to the development of a ten-year provincial Master Plan (2014-2024) and is considered to be the basis for a future human resources strategy. In addition, development strategies were also developed in three provinces of Pakistan. These include cost-estimates for 2014-2018.

8
countries
took actions to
establish and
strengthen **WASH**
institutions



6. Policies and plans:

Despite overall good progress on the national plans and policies category, a considerable number of countries reported slow progress on commitments to develop new policies and plans

Thirty-one countries made a total of 57 commitments aimed at developing or strengthening existing policies and plans, setting new sector targets and implementing, accelerating and scaling-up progress.

6.1 Progress by countries

Develop new sector strategies

Three countries, the **Democratic Republic of Congo (DRC)**, **Nigeria** and **Senegal**, have almost achieved their commitments to develop new sector strategies. The DRC and Senegal commitments focused on water point maintenance and water quality respectively, while Nigeria's commitment was to develop a roadmap to achieve the elimination of open defecation. Plans made by the DRC and Nigeria are awaiting approval.

Other countries integrated new plans into existing strategies. **Afghanistan**, for example, developed a disaster risk reduction strategy and a social environmental safeguard framework that is integrated in the development strategy. The government also underscored the lessons learned from other countries during the SWA meetings as being of value to their national processes.

Despite progress being made by some countries to develop new sector strategies, nine report slow progress. However, partners report taking initial steps on most of these commitments. For example, there have been initial meetings involving sector partners in **Lao PDR** to discuss the development of an overarching WASH policy, and Afghanistan developed and disseminated a draft of the operating and maintenance strategy. **Zimbabwe** also took the first steps towards the development of a sanitation and hygiene policy to sustain Open Defecation Free (ODF) communities, and key personnel of the National Committee (NAC) were trained in sanitation and hygiene policy strategy development.

Enhance existing strategies

Six countries - **Guinea-Bissau**, **Senegal**, **Sierra Leone**, **Sri Lanka**, **Timor-Leste** and **Viet Nam** - made significant progress on their commitments to enhance existing strategies through, for example, the inclusion of CLTS in current plans. The new plans or policies are at various stages of development: **Nepal** updated the National Sanitation and Hygiene Master Plan, while the national policy in Guinea-Bissau is being reviewed and finalized.

Timor-Leste has carried out consultations and updated or approved five strategies and policies including: consulting on and approving the National Water Supply Policy and Water Resources Law and Policy; developing and costing the National/Municipal Water Supply Strategies; costing, finalizing and commencing implementation of the National/District Sanitation Strategies; reviewing, costing and updating the National/District Public Health and Hygiene Promotion Strategy; and mapping the WASH institutional and human resources capacity for the Ministry of Health and the Ministry of Public Works.

Implement, accelerate and scale-up progress

At least six countries report making significant progress on their commitments related to achieving their coverage targets. This includes countries such as **Nepal**, **South Sudan** and **Zambia**, which committed to decrease open defecation and reported an increase in villages declared ODF. Fourteen districts in Nepal have been declared ODF since the 2014 HLM. This brought the proportion of ODF districts in Nepal to about a third. Zambia reports declaring 4,500 villages ODF while 200 villages were declared ODF in South Sudan. In addition, South Sudan committed to eradicating Guinea-worm disease by 2016 and reported success in 42 out of 113 villages.

In other countries, progress is in terms of new or repaired infrastructure. In **Zimbabwe** more than 50% of the water points and almost 29 out of 33 piped water systems have been repaired. To scale-up behavior change, the Ministry of Rural and Urban Hydraulics in **Chad** signed agreements with district community radio stations to air programmes about handwashing and CLTS.

6.2 Progress by donors

Nine donors made 24 commitments related to supporting or aligning with national planning processes such as improving capacity at local or national level and supporting decentralized structures for service delivery. They have made significant progress on more than three quarters and reported slow progress on about a fifth of these commitments.

Several of the commitments by donors were designed to increase the number of people accessing services. **Germany** has already achieved its five-year commitment to provide access to sanitation for five million people and has nearly completed its commitment to provide 30 million people with sustainable access to water by 2015. **Finland** supported the provision of water and sanitation services to more than a million people. **France** achieved its commitment to improve access to sanitation for one and a half million and provide new services for an additional one million people. It also achieved its targets for water, which were to improve access for four million people and provide new services for an additional one and a half million. The **UK** committed to reach 60 million people through their water, sanitation and hygiene programmes over a five-year period (2010–2015). In March 2015, they reported that 51.1 million have been reached. **USAID** has reached almost 3.5 million people with access to improved water supply, and plan to reach 10 million by 2018.

Other donors made commitments to support specific initiatives. The **Bill and Melinda Gates Foundation**, for example, partnered with funders and implementing agencies to improve and scale up tools such as the Shit Flow Diagram (SFD) methodology for cities to understand, benchmark and communicate fecal flows at city scale.



Several of the commitments made by donors were **designed to increase the number of people accessing WASH services**

6 countries reported **significant progress on their commitments** related to implementing or accelerating progress

7. Financing:

Slow progress reported on the majority of country commitments while donors reported significant progress on almost all their commitments

Finance is one measure of the political prioritization given to an issue such as sanitation and water. This includes the overall amounts committed, and how they are allocated, managed and spent.

7.1 Progress by countries

Almost all countries (40 out of 43) made commitments related to financing. Sixty-three commitments were made on mobilizing, increasing or sustaining sector funding, and creating separate budget lines for water and sanitation in order to track allocations and expenditure. Overall, countries reported significant progress on only a third of their financing commitments. They report major barriers on at least a fifth, the majority of which relate to increasing budget allocations and the creation of separate budget lines.

Slow progress reported against the majority of commitments related to financing

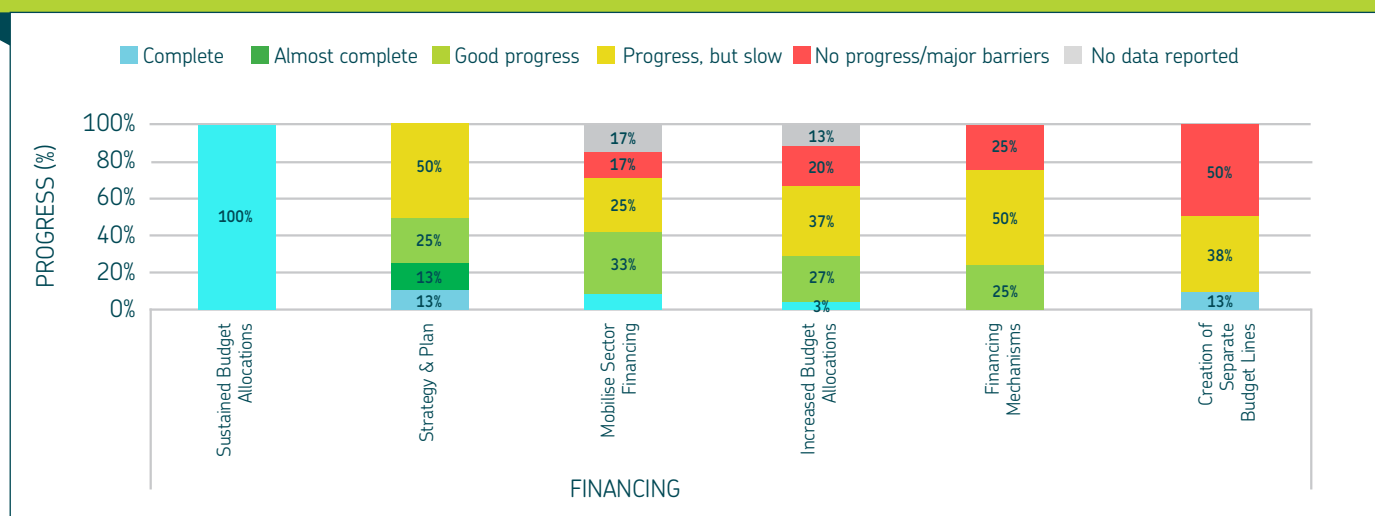


Figure 8: Progress on commitments related to financing: countries

Increase budget allocations

About half of the financing commitments were related to increasing budget allocations and eight countries have made significant progress on these commitments. In 2014, **Viet Nam** increased its budget allocation to the WASH programme by 40% compared to the previous year's budget. **Burundi** mobilized an additional 50% financing for the sector from a combination of internal and external sources, including an increase of 5% from the national budget. This raised the total funding for WASH from BIF 100 million (approximately USD 61 million) in 2014 to BIF 150 million (approximately USD 91 million) in 2015.

Notwithstanding the progress made by these countries, 16 others reported slow progress on their commitments to increase financial allocations to the sector.

Create separate budget lines and improve financing mechanisms for sanitation and water

Between them, five countries made eight commitments to create separate budget lines for sanitation and water. Only one of these countries, **Niger**, achieved its commitment to create a separate budget line for sanitation, while the remaining four reported slow progress. It is worth noting that four of the eight commitments were made by only one country and slow progress is reported on all four.

In addition, five countries committed to create a sustainable sanitation fund and three of them reported slow progress.

Sustain or mobilise sector financing

Senegal achieved its commitment to maintain financial allocations to WASH at XOF 30 billion per year (approximately USD 50 million) until 2016. In 2015, it allocated XOF 52 billion (approximately USD 87 million), surpassing its target by more than 50%. In **Mauritania**, all new WASH projects are reported to receive 10-15% counterpart funding from the government.

Five countries (out of eight that reported back) are making slow progress in this area.

Develop WASH investment strategies and plans

Progress is better on commitments to develop sector investment plans; four out of seven countries reported significant progress. The government of **Benin** completed a strategy with cost estimates for the elimination of open defecation, while **Sierra Leone** and **Kenya** both reported significant progress on similar commitments. In Kenya, a water sector investment plan (2014-2030) and strategic plan (2014-2017) were developed and are ready to be launched. The Health Sector also developed a strategic plan that includes WASH investments.

Some of the countries that reported significant progress also highlighted the influence of the 2014 HLM on their achievements. For instance, in **Niger** the HLM helped increase discussions with officials from the Ministry of Finance, especially during public budget formulation. **Burkina Faso** also noted the significant influence of the HLM, which contributed to the Ministry of Finance substantially increasing allocations to the sector.

7.2 Progress by donors

Between them, eight donors made a total of 15 commitments towards financing water and sanitation and report significant progress on 14. Some framed their commitments in terms of support to particular regions or countries.

The **Netherlands** disbursed more than USD 116 million against its commitment to annually spend USD 100 million - from 2014 and 2017 - towards improving access to drinking water, sanitation and hygiene in eight countries. **France** spent Euro 550 million (approximately USD 726 million) towards its development agency targeted annual WASH spending of EUR 700 million (approximately USD 924 million). In addition, France reports it achieved its ambition of spending at least EUR 250 million (USD 330 million) of its WASH funding on climate change adaptation. Other donors that report significant progress on similar commitments include **Japan**, **Switzerland**, **Sweden** and the **AfDB**.

8. Focus on cross-cutting HLM themes: Inequality and sustainability

The 2014 HLM focused on eliminating inequalities and improving sustainability of services.

8.1 Eliminating inequalities

Between them, 27 countries made a total of 58 commitments related to eliminating inequalities and have reported significant progress on almost two thirds. The majority of the commitments focus on targeting resources and services at the people and areas that need them the most, and others on increasing attention to WASH in poverty reduction strategies, or increasing understanding about inequalities. Few commitments were made with the intention to monitor inequalities (four) or with a focus on WASH as a human right (two).

Half of the countries that made commitments on strengthening equality in existing or new plans and strategies reported good progress or have almost completed their work. This includes six countries that have strengthened their sanitation strategies or developed new strategies to eliminate open defecation. In **Nigeria**, roadmaps for the elimination of open defecation have been drafted at the national level, in all 36 states and the federal capital territory. Other countries including **Benin, Niger** and **Mozambique** also reported significant progress against similar commitments.

Some countries targeted inequalities by increasing financing and services available to specific geographical areas or population groups. For example, **Viet Nam's** Rural Water Supply and Sanitation National Target Program was extended to 2020 and continues to provide financial assistance for poor households to construct latrines. Some countries report significant progress that increased sanitation and water services are available to rural or poor regions, while slow progress is registered by five countries on their commitments to increase budget allocations for similar communities. However, preliminary actions towards achieving some of these commitments have been taken. For instance, **Mauritania** put in place 25 out of the 450 water networks it committed to and **Bangladesh** submitted WASH projects to the planning commission for approval.

There is significant progress on at least two thirds of the commitments focused on inequality

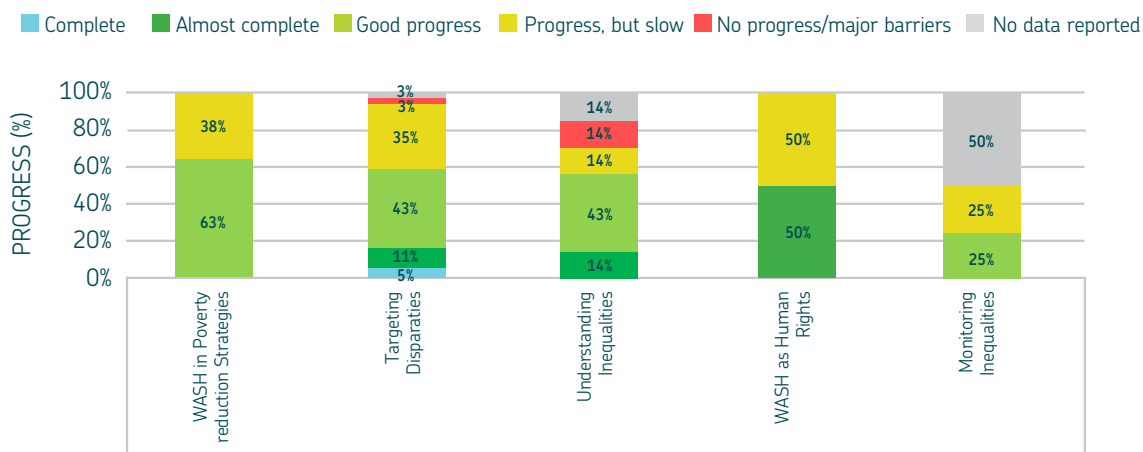


Figure 9: Status of progress on commitments related to eliminating inequalities: countries

8.2 Ensuring sustainability

Thirty-eight countries made a total of 76 commitments focusing on critical sustainability factors such as increasing budgets for operating and maintenance costs, developing policies and plans which include sustainability, and increasing maintenance capacity. One year after the HLM, 29 of these countries reported significant progress on 38 of the commitments related to sustainability. This includes seven countries that have nearly or already achieved their commitments: **Benin, Central Africa Republic, DRC, Guinea (Conakry), Nepal, Senegal and Tanzania.**

Nepal allocated 20% of its WASH budget to operational and maintenance costs. Senegal established the Rural Wells Office, a public institution responsible for managing equipment, monitoring its operation and management, and providing support and advice to operators.

In Tanzania, the government, through the Ministry of Health and Social Welfare, introduced a certificate course on Environmental Health Science starting in two of the five public colleges. This is in line with their commitment to produce a cadre of personnel who will work at community level.

While countries report significant progress on most of the commitments to include sustainability in their plans and improve institutions at the district or provincial levels, they have made significant progress on only 40% of commitments relating to financing and coordination for sustainability. Five countries report slow progress, notably on commitments to create sustainable sanitation funds.



7
countries
have nearly or already
achieved their
commitments
related to
sustainability

Photo credit: © UNICEF/DRC/2014

9. Reviewing progress: Review of commitments is increasingly more inclusive

During this reporting period, 40 of the 43 countries and all 12 donors reported back. This indicates a slight decline in the reporting rate for countries, since all country and donor partners reported back in the previous cycle. However, it is notable that countries such as **Guinea (Conakry)**, **Liberia** and **Sierra Leone** were able to carry out reviews and report despite having spent a considerable period of 2014 focusing on the Ebola crisis.

9.1 Increasing involvement of stakeholders

Half of the countries that reported on progress conducted multi-stakeholder reviews at country level. In 22 countries this multi-stakeholder process involved the lead sector ministry and other agencies. It is noteworthy that the number of countries involving the Ministry of Finance more than doubled from four in 2013 to nine in 2015. In addition, participation of local civil society has tripled: twelve countries included local civil society in 2015, compared to four in 2013.

It is also noteworthy that in countries such as **Uganda**, parliamentarians were involved, specifically, the representative of the WASH parliamentary forum contributed to the report. In **Tanzania**, the Prime Minister's Office, which is responsible for regional administration and local government, and the Division of the Environment in the Vice President's Office were both involved. In **Mauritania**, the Ministry of Water and the Ministry of Sanitation signed a Memorandum of Understanding creating a committee to monitor the HLM commitments. This participatory process remains a critical component in maintaining momentum on the commitments, and fostering coordination.

Two of the donors, the **UK** and **France**, consulted with civil society partners. Some of the donors also consulted with relevant government agencies on the report.

Countries involving Ministries of Finance in the review doubled while those including local civil society tripled

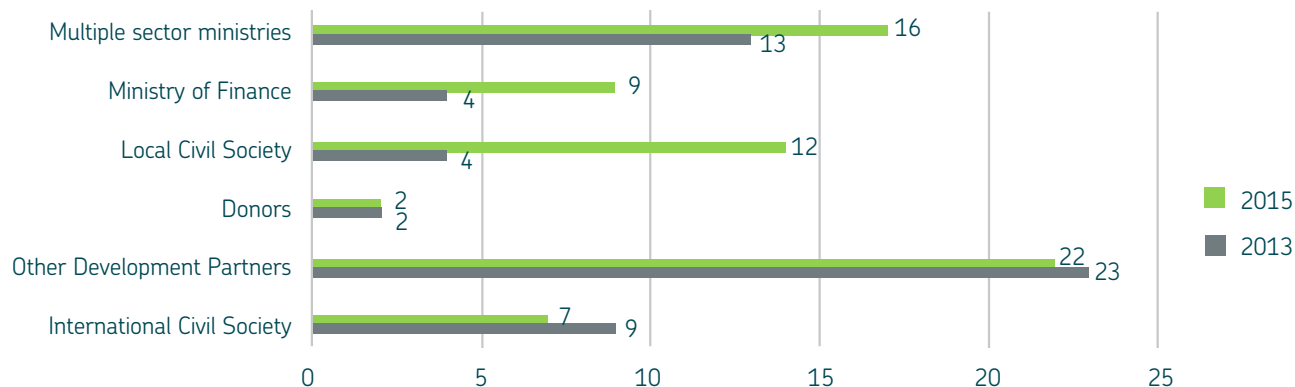


Figure 10: Participation in the review of HLM commitments, by stakeholder: countries

9.2 Partners' commitment to mutual accountability

SWA is guided by a strong commitment to mutual accountability. Countries and donors have agreed to report regularly on progress towards meeting their commitments. Government-led and country- or partner-specific processes are followed during the review of progress. In the case of countries this has often entailed national consultations, and in the case of donors, a review session at the national or agency level.

SWA's accountability mechanism

Since SWA's inception in 2010, the Partnership has developed an accountability mechanism that is predictable, robust and inclusive. The process is:

- **Partner-driven:** tracking of progress is based on voluntary self-reporting by partners, and the review of progress is the responsibility of those that made commitments.
- **Inclusive:** country governments are encouraged to involve all relevant stakeholders, including key ministries, departments and development agencies, and civil society.
- **Positive and not punitive:** the annual progress monitoring report is focused on taking stock of the progress being made, noting individual achievements and stressing collective challenges. Many partners engage in advocacy at country level in order to raise awareness of progress.
- **Supportive of peer-to-peer learning:** ministers present progress, achievements and challenges to their peers at the biennial Sector Ministers' Meeting, and there are opportunities for learning from best practice.
- **Regular, lean and aligned:** the reporting format is designed to be 'light touch' and progress reviews, which take place annually, are increasingly linked at country level to related processes such as national sector performance reviews, Joint Sector Reviews and monitoring of regional commitments, such as the Ngor sanitation commitments in Africa.

9.3 Reports by other partners

It is worth noting that partners such as the International Water and Sanitation Center (IRC), WaterAid and Water for People used the occasion of the 2014 HLM to make commitments. They were not asked to report back as part of the review, however, WaterAid provided an update report on their activities in 2015. Because the overall commitments making and report process formally includes only developing countries and donors, WaterAid's report has not been included in this analysis. In future, the monitoring process is likely to include commitments and reviews from other partners.



10. Looking to the future: Partners plan joint advocacy activities to accelerate progress

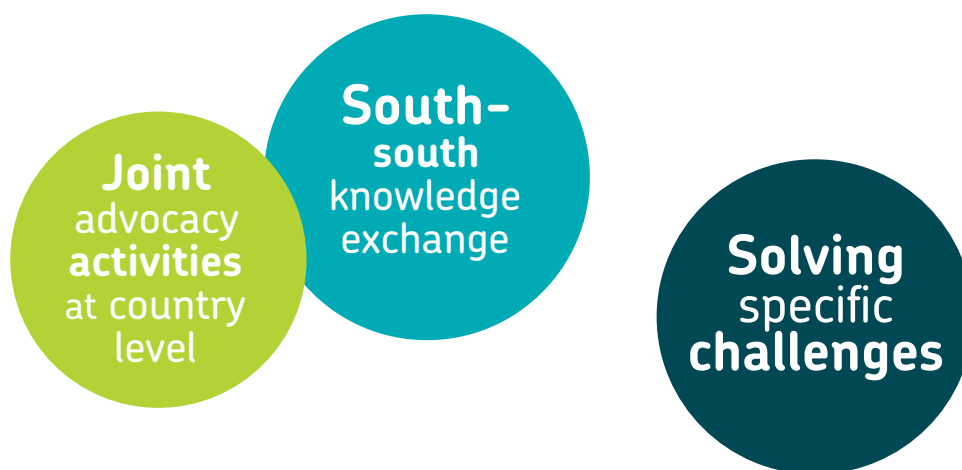


Photo Credit: © UNICEF

Partners were asked to reflect on the actions needed to fully achieve their commitments. Actions suggested by partners mostly include activities to: increase advocacy on commitments where progress is slow; improve understanding of the bottlenecks to progress; increase engagement with key decision-makers; and improve learning from countries with similar challenges.

- **Joint advocacy activities at country level:** many countries have already decided on their key advocacy target for the next six months and some have prepared advocacy plans. This provides partners with opportunities to align their messages around key priorities.
- **South-south knowledge exchanges:** many countries are seeking to eliminate bottlenecks for which other countries have found solutions. Partners are increasingly asking SWA to facilitate knowledge exchanges around specific challenges.

In addition, there is also an opportunity for partners to **align with government priorities and government-implementation**. Building on the significant increase in the involvement of sector stakeholders in the review of progress on the HLM commitments, partners can focus on this momentum to align with government leadership. Some countries also report the involvement of several SWA partners in their implementation. This expands the opportunities for partners to align their activities with those of the government.



11. Conclusion: Partners should continue to build on the inclusive processes at country level to accelerate progress on the remaining commitments

One year after the HLM, SWA partners have conducted a voluntary review of the progress they are making towards the commitments tabled at the 2014 HLM. Countries and donors have used their own processes to review progress, and plan activities to sustain their achievements and improve performance on the commitments where progress is weak.

Countries and donors reported significant progress on more than half of their commitments, and some countries underscored the influence of the HLM in increasing high-level attention to the sector, including in unlocking resources.

However, there is slow progress on more than one third of the commitments, including almost a tenth on which partners report major barriers. Challenges still exist in a number of areas, particularly on countries' commitments related to financing.

Part of the success of the High-Level Commitments Dialogue (HLCD), which encompasses both the development and the monitoring of the HLM commitments, is the fact that it increases the attention paid to water, sanitation and hygiene at the global level. At national level, this has contributed to an increase in the engagement of ministries of finance, sector ministries and civil society.

In some countries, SWA partners are working jointly to highlight and prioritize areas for further follow-up. However, without further acceleration of progress, and without aligned efforts in addressing the fundamental bottlenecks that are impeding progress on key areas, especially finance, not all commitments will be met. SWA partners at country and global level can build on increasing stakeholder involvement to sustain current progress and accelerate performance where it is weak.

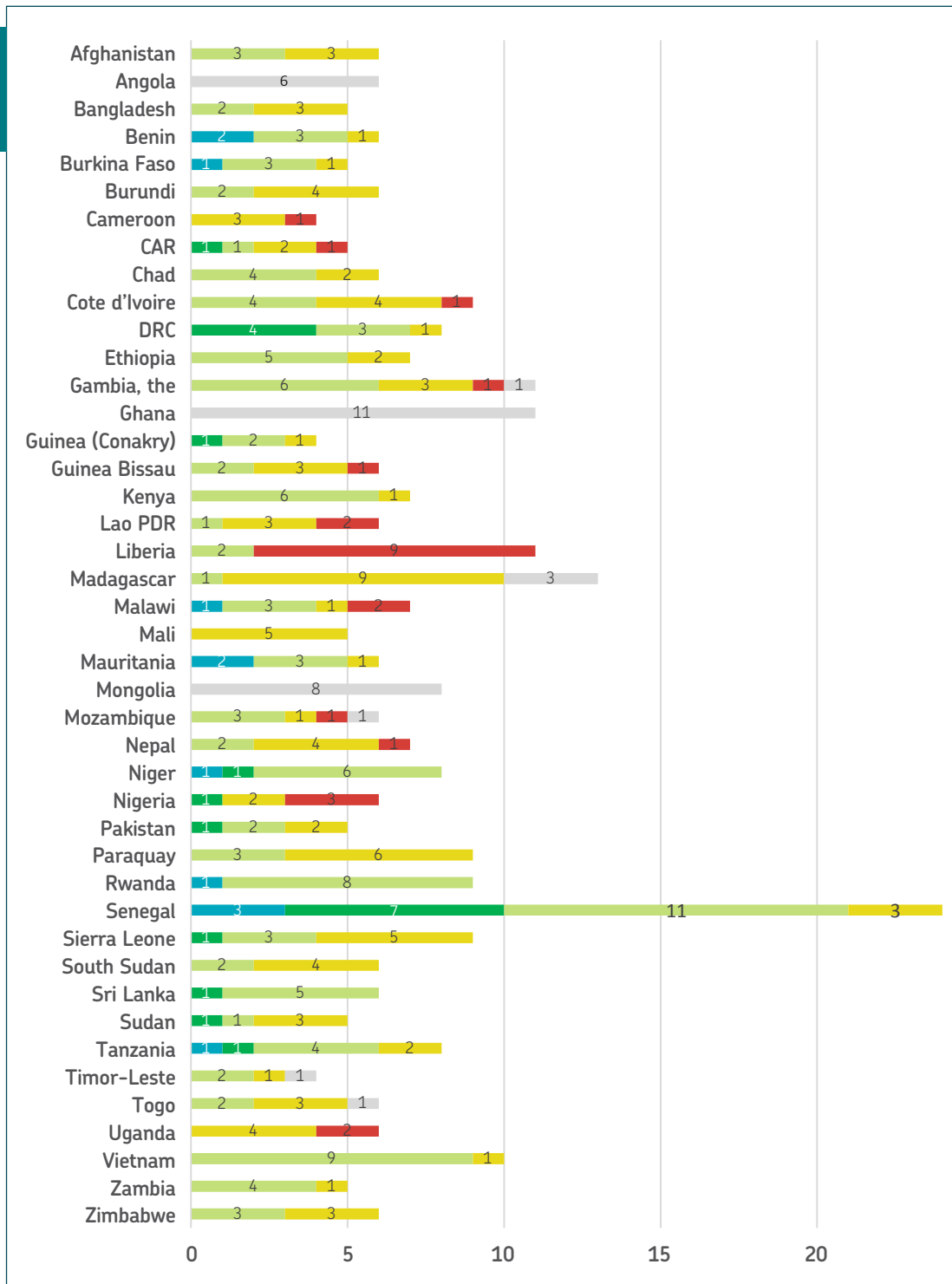


“At the end of the 2014 High Level Meeting, I urged the countries and donors to go home and **act on their bold commitments**. I’m encouraged to see that they have done so, and are willing to stand up and be held accountable for this progress. Nonetheless there is still work to do: our funding does not yet match our ambitions.”

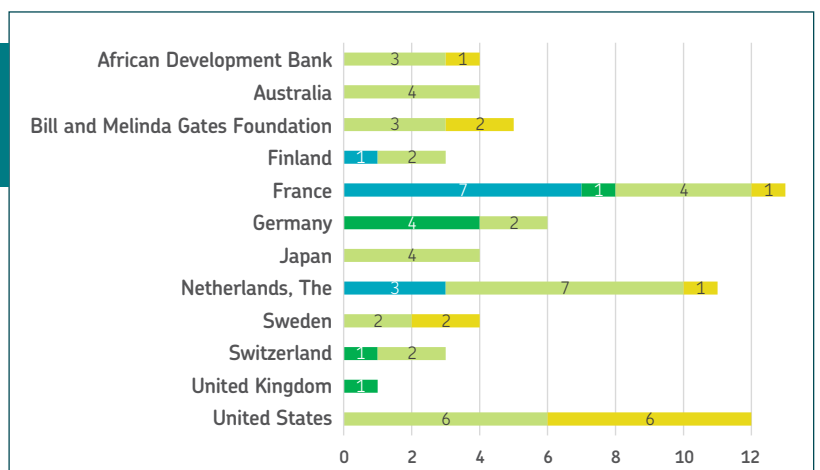
His Excellency
Mr.
John Agyekum Kufuor,
SWA Chair,
Former President of
Ghana

Annex 1: Status of progress

Countries



Donors



Contacts

@ info@sanitationandwaterforall.org

www sanitationandwaterforall.org

🐦 @sanwatforall #sw4all

f SanitationAndWaterforAll

📺 sanwatforall



SANITATION AND WATER FOR ALL

c/o SWA Secretariat, UNICEF
3 UN Plaza, 14th Fl, NY 10017
info@sanitationandwaterforall.org
<http://sanitationandwaterforall.org/>

